

EXPERIENCE THE

AXION

DIFFERENCE

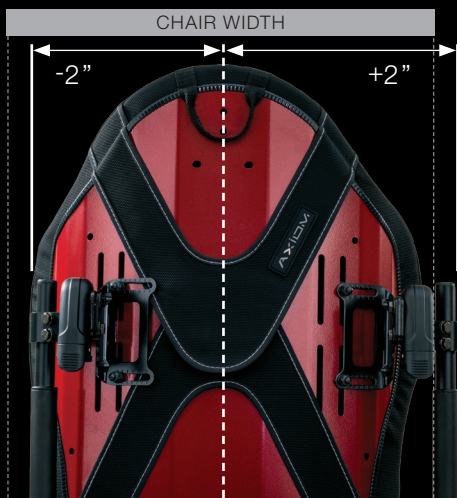


AXIOM

BACKS

Axiom has your back. Every day you encounter a client's diverse needs, environmental considerations, positioning requirements, and interface preferences. The answer? Axiom – a complete solution portfolio that ensures the right choice for all your seating needs.

Minimal mounting clamp = Less interference | Easy and intuitive setup | All Axiom back hardware is dynamically tested to WC20 Transit standards



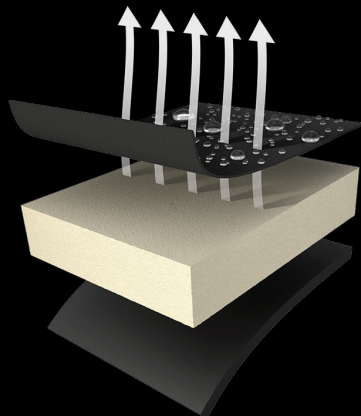
MARKET LEADING VERSATILITY

Because the back should fit both the chair and the rider. Easily adjust the back to fit +/-2" from chair width, providing a customized and personal fit to support all body types. Designed for easy and precise installation and bold styling.



TESTED TOUGH TO GO THE DISTANCE

We took a **Tested Tough** approach to our design to ensure our hardware is reliable, easy-to-use, and strong enough to withstand the stress of rigorous use. Axiom hardware won't slip and does not require frequent re-adjustment. Through extensive testing against the competition, we can confidently say **our hardware holds tough when others don't**. All Axiom back hardware is dynamically tested to WC20 Transit standards.



PREMIUM CONSTRUCTION

Quality and reliability you can depend on. With the quality you expect from the Axiom brand, Axiom Backs provide the perfect balance of durability and comfort. Axiom Backs are built with high resiliency foam, durable Nylon-Spandex blend fabric and waterproof elastic monolithic membrane layer to promote airflow, breathability, and overall comfort. The back shells are specifically formed to maximize strength and optimize contact to the body.

BACK SHELL DESIGN

Anthropometric data was used to understand how torso shape changes as height and width change to create the best possible fit from the fewest number of shapes. Axiom Backs are designed with a lightweight aluminum shell that is formed into your choice of 4 different contour shapes and 3 levels of height support options, providing optimal trunk stability and a personalized fit. Our bend forming process produces a back shell that is stiffer and stronger than those produced with typical roll forming.

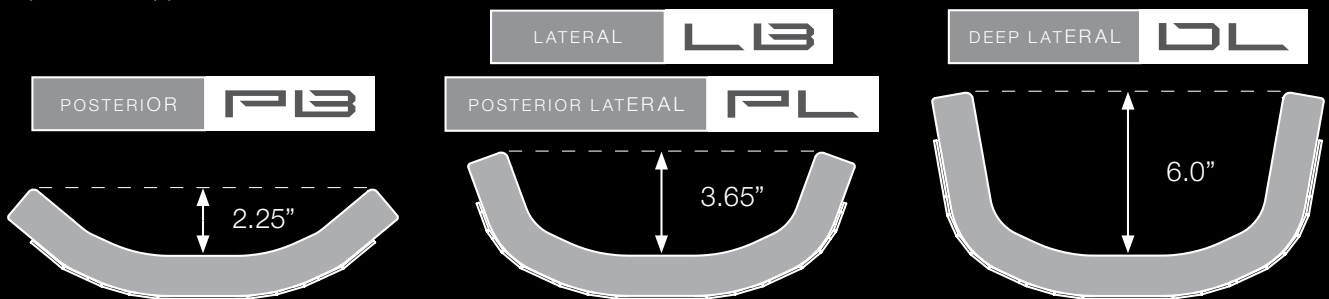
Back height is adjustable independently of mounting hardware height placement offering a greater degree of placement and fitting options on the wheelchair back.



Dual mounting slots for mounting hardware offer varied and versatile hardware placement designed to accommodate a wider range of back to wheelchair size integration. Hardware options that offer up to 2" of width difference between the back and the wheelchair are available.

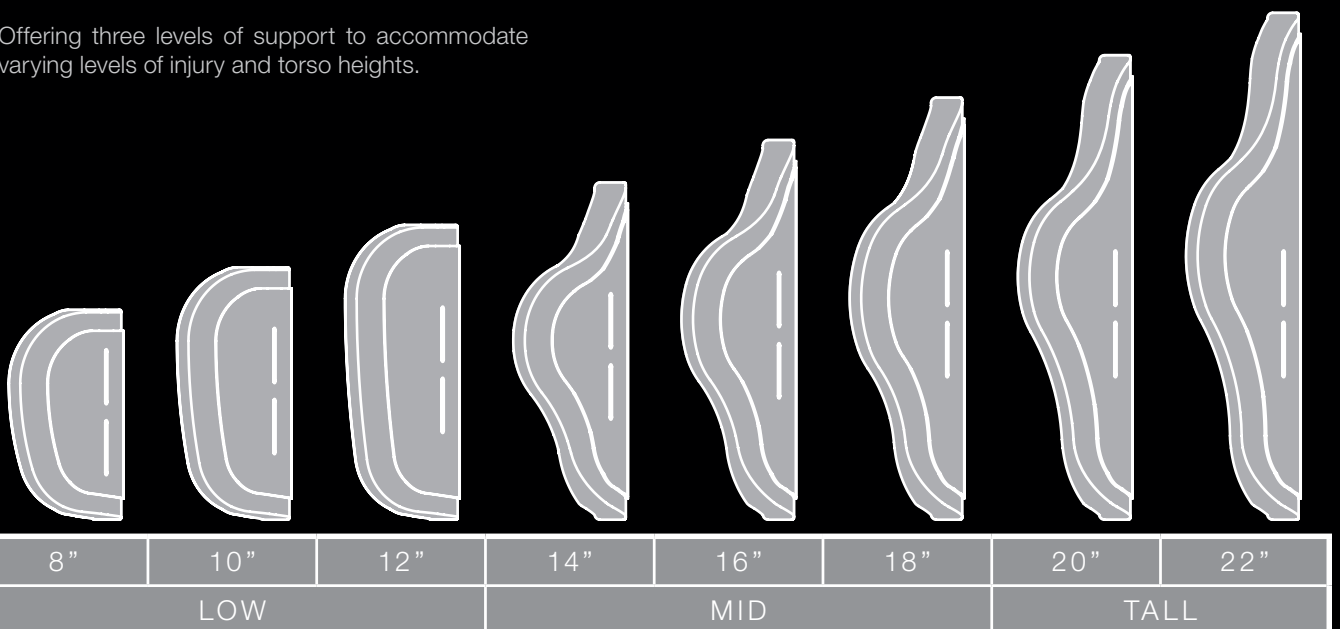
CONTOURED SHAPES

Determined by the amount of lateral and posterior support desired.



LEVELS OF SUPPORT

Offering three levels of support to accommodate varying levels of injury and torso heights.



UNCOMPROMISING ADAPTABILITY

PRECISE INSTALLATION.
EASY ADJUSTMENT.
BOLD STYLING.

A complete back solution portfolio ensures
the right choice for all your seating needs.

ORDER ON
Ki ONLINE



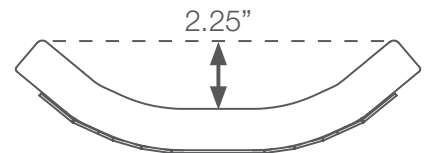
*Catalyst 5 shown with DEX hardware,
Axiom back, and Ruby Red paint.*



POSTERIOR BACK

- Formed to offer a 2.25" lateral profile (curve) with an included adjustable lumbar pad, providing posterior back shape to position the lumbar spine. The Posterior Back (PB) allows for freedom of movement for daily activities while providing stable and secure torso positioning.
- Posterior Backs are available in Low and Mid height support levels

2.25"

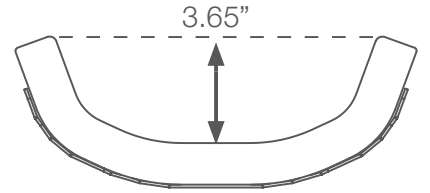




POSTERIOR LATERAL BACK

- Formed to offer a 3.65" lateral profile (curve) with an included adjustable lumbar pad, providing posterior back shape to position the lumbar spine. The Posterior Lateral Back (PL) provides additional lateral positioning support for those in need of a moderate positioning back.
- Posterior Lateral Backs are available in Low, Mid and Tall height support levels

3.65"



LATERAL BACK

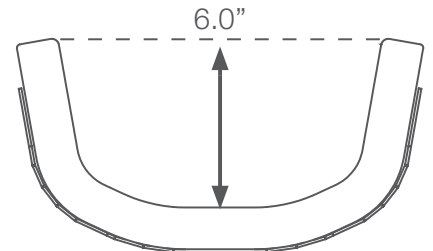
- Formed to offer the same 3.65" of lateral profile (curve), but without a lumbar pad, leaving the center of the back shell more planar. The Lateral Back (LB) provides moderate lateral positioning support with a more open profile for a more neutral spine position.
- Lateral Backs are available in Low, Mid and Tall height support levels



DEEP LATERAL

- 6.0" of lateral profile (curve), offers the highest amount of shaped lateral contour in the Axiom Back lineup. The Deep Lateral Back (DL) provides maximum lateral positioning support with a more open profile for a more neutral spine position.
- Deep Lateral Backs are available in Mid and Tall height support levels

6"



AXIOM

HARDWARE



DEX

FLAGSHIP HARDWARE SOLUTION

The enhanced intuitive design with auto-resetting release levers makes installation and removal easy. DEX works with all back cane sizes and uses the least amount of space to minimize interference. Take the guesswork out of choosing hardware with DEX.

Interior mounted fasteners | Adjustable with rider in chair
Smooth protective cover | Alignment indicators

BTX

INDUSTRY LEADING STRENGTH

Whether you are looking for easy installation or a heavier weight rating – BTX is your solution. The 1" locking clamp design provides the most reliable clamp force in the industry and minimizes mounting interferences. Designed with ease and durability in mind, BTX provides a reliable solution that meets the demands of the toughest use environments.

Single-handed removal | Market leading rigidity
Rated up to 400 lbs. | Safety lockout pin



FXT

LOCKED-IN SOLUTION

When removal isn't necessary, choose FXT. The lightest hardware option in the Axiom family, FXT is strong, rigid and dependable offering a minimalist design in a fixed solution. Plastic cover protects the hardware from debris and buildup, making changes and adjustment easier.

Compact and minimalistic | 5° of angle adjustment | Smooth protective cover

AXIOM

CUSTOM BACKS

CUSTOMIZE WITH CONFIDENCE

Take the Axiom Back you know and customize (E2617) it for a personalized fit that supports every body type.

SIMPLICITY IN CUSTOMIZATION

Whether you are customizing dimensions, foam or cover material, our easy-to-follow steps give you a streamlined ordering experience so you can provide exceptional outcomes without unnecessary complexity. By utilizing the smart online product configurator, Kio, get your quote right the first time, instantly.

WHAT SETS US APART


- > Eliminate unnecessary hassle - get your mobility base and seating with preinstalled hardware from a single, trusted manufacturer.
- > Select from the full range of Axiom Back Hardware – it's easy-to-use, and Tested Tough to withstand the stress of rigorous use.
- > Choose a vibrant back shell color to match or accent your Ki wheelchair.



EXPERIENCE THE
SIMPLICITY

MOUNTING CLAMP DESIGN

A universal design you can rely on. The 1" locking clamp design provides the most reliable clamp force in the industry and minimizes mounting interferences –regardless of cane size or style. Get where you need to go with less wrench time and better outcomes.



AXIOM

EXPRESS YOUR STYLE

CUSTOMIZE

Choose a color option to match or accent your wheelchair. Paint-to-match options are offered at no extra charge.



Military Patches



Catalyst 5 shown with DEX hardware, Axiom back, and Opalescent Violet paint.

Make your chair one of a kind with the Color Visualizer.



SPECIFICATIONS

Need a different size?

Check out our Axiom for Kids offerings.



Width		Height	
12" - 22" 28cm - 56cm		8" - 22" 20cm - 56cm	
Weight Capacity			
DEX	BTX	FXT	
300 lb. 136 kg	400 lb. 181 kg	300 lb. 136 kg	

HCPCS Codes

PB
E2613 E2614
PL
E2615 E2616
LB / DL
E2620 E2621

AXIOM
by Etac