



Phone (800) 981-1540 | Fax (715) 254-0996  
 sales@kimobility.com | www.kimobility.com



Company:	Ship To:
Account Number:	Address:
Quote: PO Number:	City: State:
ATP:	Zip: Phone:
Marked For:	Email/Fax:
Associated Quote/Order#:	Effective: 2/3/2026

Rogue2 (K0005, E1235)	\$2930
275 lb weight capacity	

## Power Assist

Twist Drive System (E0986)	\$7950
<i>Includes Multi-Function Toggle Controller, Removable Li-ion Battery - 36V, 4Ah, Twist Carry Bag, and mounting systems. See page 7 for additional, required selections. 265lb (120 kg) Weight Capacity.</i>	

## Frame

Seat Width	
<i>See reference A on page 8. 12" width not available with Klaxon Twist.</i>	
12"	N/C
13"	N/C
14"	N/C
15"	N/C
16"	N/C
17"	N/C
18"	N/C
19"	N/C
20" (E2201)	\$575

Seat Depth	
<i>See reference B on page 8</i>	
14"	N/C
15"	N/C
16"	N/C
17"	N/C
18"	N/C
19"	N/C
20" (E2203)	\$575

Reinforced Frame	
<i>Required with 20" Seat Width, 20" Seat Depth, or Twist. No charge when required.</i>	
Reinforced Frame	\$300

Transit Option	
Transit System (E1022)	\$347
<i>Cannot be retrofitted. Requires Expanded Width Caster Position.</i>	
Omit	N/C

Adjustable Depth	
<i>Adds the capability to grow seat in depth</i>	
No Rear Adjustment	N/C
1/2"	N/C
1"	\$89
2"	\$172

Sling Position	
<i>See reference C on page 8</i>	
0" (Performance)	N/C
1"	N/C
2" (Classic)	N/C

Seat Option	
Standard Seat Sling	N/C
Aluminum Solid Seat Pan (E2231)	\$277

Front Frame Bend	
<i>See reference D on page 8</i>	
90°	\$157
85°	N/C
80°	N/C
75°	N/C
70°	N/C



Phone (800) 981-1540 | Fax (715) 254-0996  
 sales@kimobility.com | www.kimobility.com



## Backrest

### Back Post / Height Range / Back Height

Back Post	Price	Height Range	Back Height				
			11" <sup>2</sup>	12"	13"	14"	17"
Height Adjustable	N/C	Short	11" <sup>2</sup>	12"	13"	14"	
		Medium	13"	14"	15"	16"	17"
		Tall	17"	18"	19"	20"	
Fixed Height <sup>1</sup>	N/C	Fixed Straight	9" <sup>2</sup>	10" <sup>2</sup>	11" <sup>2</sup>	12"	13"
			14"	15"	16"	17"	18"

<sup>1</sup> Not available with back upholstery

<sup>2</sup> Not available with Fold Down Push Handle

### Seat Back Angle

Standard is 90° (perpendicular to floor). Minus (-°) closes back angle. Plus (+°) opens back angle.

Standard	+3°	+6°	+9°	-3°	-6°	N/C
	-9°	-12°				

### Back Upholstery Options

Available only with Height Adjustable Back Posts. If selecting both upholstery and Axiom Back, the upholstery will be installed.

Padded Velcro Adjustable with Standard Cover	N/C
Padded Velcro Adjustable with Air Mesh Breathable Cover	\$81
Tension Adjustable with Standard Cover (E2611)	\$374
Tension Adjustable with Air Mesh Breathable Cover (E2611)	\$416
Omit	(\$10)

### Push Handles

Omit Push Handle	N/C
Standard Push Handle	N/C
Low Profile Push Handle	\$157
<i>2" shorter than standard push handles</i>	
Bolt-On Push Handle	\$183
<i>Handles will be 1" - 2" above back height</i>	
Fold Down Push Handle	\$115

### Stroller Handle

Stroller Handles are removable and height adjustable

Single Stroller Handle	\$172
Double Stroller Handle	\$345

### Rigidizer Bar

Adjustable Height Rigidizer Bar	\$79
Non-Adjustable Height Rigidizer Bar	N/C
<i>Not Available with Fixed Height Back Post</i>	

### US Military Patches

Army	Navy	Marines	Air Force	
Coast Guard	US Purple Heart			\$94
Combo Army/Purple Heart		Combo Navy/Purple Heart		
Combo Marines/Purple Heart		Combo Air Force/Purple Heart		
Combo Coast Guard/Purple Heart				\$152

## Front Seat Height and Casters

### Caster Size / Footrest Taper / Front Seat Height

Select Footrest Taper (reference E, p.8), Caster Size then Front Seat Height (reference F, p.8) in the corresponding row. 2" Taper not available with 75° Front Frame Bend. 6" Casters not available with 85° and 90° Front Frame Bend. Straight Taper required with 70° Front Frame Bend.

Footrest Taper	Price	Caster Size	Front Seat Height															
			3"	4"	5"	6"	3"	4"	5"	6"	3"	4"	5"	6"	3"	4"	5"	6"
Straight	N/C	3"	13.5"	14"	14.5"	15"	15.5"	16"	16.5"	17"	17.5"	18"	18.5"	19"	19.5"	20"	20.5"	
		4"	14"	14.5"	15"	15.5"	16"	16.5"	17"	17.5"	18"	18.5"	19"	19.5"	20"	20.5"		
		5"	14.5"	15"	15.5"	16"	16.5"	17"	17.5"	18"	18.5"	19"	19.5"	20"	20.5"			
		6"	15"	15.5"	16"	16.5"	17"	17.5"	18"	18.5"	19"	19.5"	20"	20.5"				
1"	N/C	3"	16.5"	17"	17.5"	18"	18.5"	19"	19.5"	20"	20.5"							
		4"	17"	17.5"	18"	18.5"	19"	19.5"	20"	20.5"								
		5"	17.5"	18"	18.5"	19"	19.5"	20"	20.5"									
		6"	18"	18.5"	19"	19.5"	20"	20.5"										
2"	N/C	3"	16.5"	17"	17.5"	18"	18.5"	19"	19.5"	20"	20.5"							
		4"	17"	17.5"	18"	18.5"	19"	19.5"	20"	20.5"								
		5"	17.5"	18"	18.5"	19"	19.5"	20"	20.5"									
		6"	18"	18.5"	19"	19.5"	20"	20.5"										
3.5° V-Front	\$105	3"	13.5"	14"	14.5"	15"	15.5"	16"	16.5"	17"	17.5"	18"	18.5"	19"	19.5"	20"	20.5"	
		4"	14"	14.5"	15"	15.5"	16"	16.5"	17"	17.5"	18"	18.5"	19"	19.5"	20"	20.5"		
		5"	14.5"	15"	15.5"	16"	16.5"	17"	17.5"	18"	18.5"	19"	19.5"	20"	20.5"			
		6"	15"	15.5"	16"	16.5"	17"	17.5"	18"	18.5"	19"	19.5"	20"	20.5"				
7° V-Front	\$105	3"	13.5"	14"	14.5"	15"	15.5"	16"	16.5"	17"	17.5"	18"	18.5"	19"	19.5"	20"	20.5"	
		4"	14"	14.5"	15"	15.5"	16"	16.5"	17"	17.5"	18"	18.5"	19"	19.5"	20"	20.5"		
		5"	14.5"	15"	15.5"	16"	16.5"	17"	17.5"	18"	18.5"	19"	19.5"	20"	20.5"			
		6"	15"	15.5"	16"	16.5"	17"	17.5"	18"	18.5"	19"	19.5"	20"	20.5"				

### Casters

Caster Type		Caster Size				
		Price	3"	4"	5"	6"
	.75" Rollerblade	N/C				
	.75" Lighted Rollerblade	\$86				
	1.25" Soft Roll	N/C				
	1" Poly Aluminum	\$131				
	1" Pneumatic	\$89				
	1.5" Soft Roll	\$68				
	1.5" Soft Roll Aluminum	\$214				

### Caster Position

See reference L on page 8

Optimized	N/C
Caster Placement minimizes the footprint of the chair	
Expanded Width	N/C
Caster arm is positioned approximately .75" wider than Optimized position	

### Fork Options

Standard Fork	N/C
Single Sided Fork	\$194
Frog Legs II Suspension System	\$508

## Footrest

### Footplate

Tubular "Open" Footplate	N/C
<i>Not available with V-Taper</i>	
Tubular Footplate with ABS Cover	\$32
<i>Not available w/footrest widths greater than 15.5". See Reference G on page 8. Not available with V-Taper.</i>	
Tubular Footplate with Carbon Fiber Cover	\$204
<i>Not available with footrest widths greater than 15.5". See Reference G on Page 8. Not available with V-Taper.</i>	
Aluminum Angle Adjustable (K0040)	\$102
Aluminum Angle Adjustable with Riser (K0040)	\$172
High Mount Aluminum Angle Adjustable (K0040)	\$172
<i>Not available with V-Taper</i>	
Angle Adjustable Flip Under (K0040, K0037)	\$236
<i>Not available with footrest widths less than 9.5". Not available with V-Taper. See Reference G on page 8.</i>	
High Mount Angle Adjustable Flip Under (K0040, K0037)	\$283
<i>Not available w/footrest widths greater than 15.5". See Reference G on page 8. Not available with V-Taper.</i>	
Hybrid Angle Adjustable	\$94
Hybrid Angle Adjustable with Wings	\$136

### Footrest Protector

Footrest Protector	N/C
<i>Available only with Tubular footplates</i>	

### Seat to Footrest Length

See reference H on p. 8. Should be at least 2.5" shorter than Front Seat Height. 8" - 9.5" not available with Klaxon Twist.

8"	8.5"	9"	9.5"	10"	10.5"
11"	11.5"	12"	12.5"	13"	13.5"
14"	14.5"	15"	15.5"	16"	16.5"
17"	17.5"	18"	18.5"	19"	19.5"

## Rear Seat Height and Wheels

### Wheel Size / Rear Seat Height

Select Rear Seat Height (reference I, p. 8) in row corresponding to desired Wheel Size. Selection is required.

Wheel	Rear Seat Height															
20" <sup>2</sup>	12.5" <sup>1</sup>	13"	13.5"	14"	14.5"	15"	15.5"	16"	16.5"	17"	17.5"	18"	18.5"	19"	19.5"	20"
22" <sup>3</sup>	13.5" <sup>1</sup>	14"	14.5"	15"	15.5"	16"	16.5"	17"	17.5"	18"	18.5"	19"	19.5"	20"		
24" <sup>4</sup>	14.5" <sup>1</sup>	15"	15.5"	16"	16.5"	17"	17.5"	18"	18.5"	19"	19.5"	20"				
25" <sup>5</sup>	15" <sup>1</sup>	15.5"	16"	16.5"	17"	17.5"	18"	18.5"	19"	19.5"	20"					
26" <sup>6</sup>	15.5" <sup>1</sup>	16"	16.5"	17"	17.5"	18"	18.5"	19"	19.5"	20"						

<sup>1</sup> Available only with Low Profile tires

<sup>2</sup> Not available with Klaxon Twist

<sup>3</sup> Lowest Rear Seat Height with Klaxon Twist and 22" wheels is 15" with Low Profile tires and 15.5" with Full Profile tires

<sup>4</sup> Lowest Rear Seat Height with Klaxon Twist and 24" wheels is 16" and 16.5" with Mountain tire

<sup>5</sup> Lowest Rear Seat Height with Klaxon Twist and 25" wheels is 16" and 17" with Mountain tire

<sup>6</sup> Lowest Rear Seat Height with Klaxon Twist and 26" wheels is 17"



Phone (800) 981-1540 | Fax (715) 254-0996  
 sales@kimobility.com | www.kimobility.com



### One Arm Drive

One Arm Drive - Quick Release (E0958) \$1610  
*Available only with 20", 22" and 24" spoke wheels and quick release axles. Spoke wheel style provided is exclusive to OAD. Limitations exist based on rear wheel spacing, camber and armrest selections. Not available with Klaxon Twist.*

Left Side Drive N/C  
 Right Side Drive N/C  
 Aluminum Drive Handrim N/C  
 Poly Coated Drive Handrim \$209

### Spinergy Options

Select spoke color for Spinergy Wheels

Black Spokes Red Spokes Blue Spokes White Spokes N/C

### Rear Tire Type

#### Full Profile

Street Pneumatic 1 3/8" (E2211, E2212) N/C  
*Not available on 25" wheel size*  
 Full Poly 1 3/8" (E2218) N/C  
*Not available on Superlight wheel or 25" or 26" wheel sizes*  
 Pneumatic with Airless Insert 1 3/8" (E2211, E2213) \$101  
*Not available on Superlight wheel or 25" wheel size*  
 Schwalbe HS-127 1 3/8" (E2211, E2212) \$135  
*Available only on 24" wheel size*  
 Mountain 2" Black (E2211, E2212) \$153  
*Available only on 22", 24" and 25" MAXX wheels and Spinergy wheels*

#### Low Profile

Low Poly 1" (E2218) \$81  
*Not available on Superlight wheel, 25" or 26" wheel sizes*  
 Sentinel Solid Tire 1" \$112  
*Not available on Superlight wheels*  
 High Pressure 1" (E2211, E2212) \$102  
*Not available on Mag wheel*  
 Schwalbe One 1" (E2211, E2212) \$135  
*Available only on 24" and 25" wheel sizes. Not available on Mag wheel*  
 Schwalbe Marathon Plus Evolution 1" (E2211, E2212) \$167  
*Not available on Mag wheel, 20" or 22" wheel sizes*

### Handrims

#### Standard Handrims

Aluminum Anodized N/C  
 Superlight Aluminum Anodized \$54  
*Available only on 24" and 25" wheel sizes. Available only on MAXX Spokes, Superlight or Spinergy wheels. Not available with One Arm Drive.*  
 Plastic Coated \$130  
 Projection (8 Vertical Projections) \$374  
*Available only with full profile tires in combination with 22", 24", and 26" MAXX Spoke wheels, or 22" and 24" Mag wheels*  
 Omit Handrim N/C

#### Ergonomic Handrims

*Not available with 20" or 26" wheels*

Ergo Lite Regular Grip \$487  
 Ergo Standard Regular Grip \$465  
 Ergo Lite Extra Grip \$539  
 Ergo Standard Extra Grip \$517  
 Ergo Lite Omit Grip \$413  
 Ergo Standard Omit Grip \$392

### Handrim Options

#### Handrim Mount

*If no selection is made, Standard Mount will be used*

Close Mount \$28  
*Reduces overall width by .75"*

#### Micro-Grip

3M Micro Grip \$68  
*Not available on Plastic Coated or Projection Handrims*

### Axles

*No selection needed with One Arm Drive*

Quick Release N/C  
 Quad Quick Release \$198  
*Not available with Mag or Spinergy wheels*

### Wheels

*No selection needed with One Arm Drive*

		Rear Wheel Size					
		Price	20"	22"	24"	25"	26"
Rear Wheel Type	MAXX Spoke	N/C					
	Mag	N/C					
	Mag (Color) <sup>2</sup>	\$122					
	Superlight Spoke	\$340				1	
	Spinergy Spox	\$1014					
	Spinergy LX	\$1273					

*1 Available only with Superlight and Plastic Coated Handrims*

*2 Mag color selection on page 6*

### Center of Gravity Presets

*See reference J on page 8*

Amputee Positions				
-1.5"	-1"	-.5"	0"	.25"
Standard Positions				
.5"	.75"	1"	1.25"	1.5"
1.75"	2"	2.25"	2.5"	2.75"
3"	3.25"	3.5"	3.75"	4"
4.25"	4.5"	4.75"	5"	

### Rear Wheel Spacing

*1.5" minimum with T-Arms. 1.25" minimum with Spinergy Wheels. 1.75" minimum with One Arm Drive and T-Arms. See Reference K on page 8.*

0.75" 1" 1.25" 1.5" 1.75" N/C

### Rear Wheel Camber

*The following apply if One Arm Drive is selected: 6° and 8° not available. 4° not available with T-Arms.*

0° 2° 4° 6° 8° N/C

## Wheel Locks

Wheel Lock	
<i>Selection required with Klaxon Twist</i>	
Push to Lock	N/C
Push to Lock Flush Mount	N/C
Pull to Lock	N/C
Under Seat Scissor Lock	\$37
<i>Not available with User Activated Anti-Tips</i>	
Low Profile Scissor Lock	\$68
<i>Not available with Full Poly tires</i>	
Omit	N/C

Wheel Lock Options	
Extension Handles (E0961)	\$88
<i>Available only with Push to Lock or Pull to Lock Wheel Locks</i>	
Grade Aids (E0974)	\$157
<i>Available only with Push to Lock Wheel Locks and Pneumatic or Pneumatic with Airless Insert tires</i>	

## Armrests

Armrest Type	Length	Price
Height Adjustable T-Arm Tall (11.5"-15") E0973	Desk	\$332
	Full	
Height Adjustable T-Arm (8.5"-13.5") E0973	Desk	\$332
	Full	
Height Adjustable T-Arm Low (6.5"-10.5") E0973 <sup>1</sup>	Desk	\$332
	Full	

Armrest Type	Price
Swing Away (8.5"-12.5") E0973	\$249
Swing Away with Side Guard (8.5"-12.5") E0973 <sup>2</sup>	\$298
Omit Armrests	N/C

<sup>1</sup> If requested configuration is unavailable, standard height T-Arm will be used

<sup>2</sup> Includes direct mount receiver

## Side Guards

Direct Mount Side Guards	
<i>Not available with T-Arms or Swing Away with Side Guard Armrests</i>	
Composite Side Guards - Adult - Direct Mount Receiver (K0108)	\$152
Aluminum Straight - Direct Mount Receiver - Black Matte (K0108)	\$204
Aluminum Straight - Direct Mount Receiver - Match Frame Color (K0108)	\$256
Aluminum Adjustable Fender w/Foam Pad - Direct Mount Receiver - Black Matte (K0108)	\$288
<i>Not available with Adjustable Depth greater than 1/2"</i>	
Aluminum Adjustable Fender w/Foam Pad - Direct Mount Receiver - Match Frame Color (K0108)	\$340
<i>Not available with Adjustable Depth greater than 1/2"</i>	
Carbon Fiber Adjustable Fender - Direct Mount Receiver (K0108)	\$507
<i>Not available with Adjustable Depth greater than 1/2"</i>	

Clamp-On Mount Side Guards	
<i>Not available with T-Arms or Swing Away with Side Guard Armrests</i>	
Composite Side Guards - Clamp-On Receiver (K0108)	\$183
Aluminum Straight - Clamp On Receiver - Black Matte (K0108)	\$236
Aluminum Straight - Clamp-On Receiver - Match Seat Frame Color (K0108)	\$288
Aluminum Adjustable Fender w/Foam Pad - Clamp-On Receiver - Black Matte (K0108)	\$319
Aluminum Adjustable Fender w/Foam Pad - Clamp-On Receiver - Match Frame Color (K0108)	\$371
Carbon Fiber Adjustable Fender - Clamp-On Receiver (K0108)	\$539

Side Guard Removal Option	
<i>Option must be selected when ordering Side Guards</i>	
Removable	N/C
Non-Removable	\$15

## Accessories

Anti-Tips	
<i>User Activated not available with One Arm Drive</i>	
Rear Anti-Tips (E0971)	\$175
User Activated - Pair	\$356
User Activated - Left	\$177
User Activated - Right	\$177
Omit	N/C

Calf Strap	
Velcro Adjustable (K0038)	\$44
Padded Velcro Adjustable (K0038)	\$71
Padded Airmesh Calf Strap (K0038)	\$123



Phone (800) 981-1540 | Fax (715) 254-0996  
 sales@kimobility.com | www.kimobility.com



### Pelvic Positioning Belt

1 1/2" Auto Buckle Pelvic Positioning Belt (E0978)	\$91
1 1/2" Padded Auto Buckle Pelvic Positioning Belt (E0978)	\$183
Small Flex-Mount Positioning Belt (16-24") (E0978)	\$208
Medium Flex-Mount Positioning Belt (19-29") (E0978)	\$208
Large Flex-Mount Positioning Belt (25-37") (E0978)	\$208

### Belt Mounting Kit

Ki Mobility Belt Mounting Clamp	\$38
Belt Mounting Bracket	\$117

### Other Accessories

Tool Kit	\$63
Removable Underseat Pouch	\$64
Ki Mobility Backpack	\$83
Luggage Carrier	\$90
Black Neoprene Impact Guards	\$99
Cane and Crutch Holder	\$214

### Upper Extremity Support Tray

3/8" Polycarbonate with ABS ribs. Hardware ordered separately. BC = Body Cut Out. Armrest assembly is required for tray mounting.

Tray	Fits Chair	Retail
Tray, X-Small 21" x 18" (BC 10" x 7") (E0950)	8" - 12"	\$235
Tray, Small 22" x 20" (BC 13" x 8") (E0950)	10" - 14"	\$235
Tray, Medium 24" x 22" (BC 15" x 9") (E0950)	12" - 16"	\$235
Tray, Large 26" x 24" (BC 17" x 10") (E0950)	14" - 18"	\$235
Tray, X-Large 28" x 26" (BC 18" x 10") (E0950)	16" - 20"	\$255
Tray Hardware Assy, Knob Release - Pair		\$222

## Color

Touch-up paint available for purchase in the parts manual

Options	Price	Colors																			
		Gloss														Matte					
		Black	Ruby Red	Radiant Orange	Yellow	Electric Green	Rich Teal	Glacier Blue	Blue Steel	Deep Sapphire Blue	Purple Plum	Opalescent Violet	Dark Pink	Light Pink	Champagne	Shadow Black	Iridescent Navy	Bright Red	Tactical Green	Dry Earth Tan	Platinum
Frame	N/C																				
Color Accent Package <sup>1</sup>	N/C																				
Backrest Release Bar	N/C	Black Anodized																			
	\$52																				
Mag Color																					
Color Anodizing Package <sup>2</sup>	Black	Blue	BrightGreen	Orange	Pewter	Pink	Purple	Red	Gold												
	N/C	\$255	\$255	\$255	\$255	\$255	\$255	\$255	\$255												

<sup>1</sup> Includes backplates, towers, tower clamps, and camber tube

<sup>2</sup> Extended lead-time may apply. Select desired color. If no selection is made, black will be used. Includes Back Plates (not available with Transit Option), Camber Tube, Towers, Side Guard Receiver, and Caster Fork (Available only with Standard or Single Sided).



Phone (800) 981-1540 | Fax (715) 254-0996  
 sales@kimobility.com | www.kimobility.com



## Power Assist

The following options are specific to the Twist Power Assist Add-On option

### Controller Mounting Position

If no selection is made Right Side Position will be used

Left Side \_\_\_\_\_ N/C  
 Right Side \_\_\_\_\_ N/C

### Additional Accessories

Attendant Controller (K0108) \_\_\_\_\_ \$315  
 Handlebar Controller (K0108) \_\_\_\_\_ \$495  
 Twist Carry Bag \_\_\_\_\_ \$195  
 Handlebar and Front Mount Connector Carry Bag \_\_\_\_\_ \$195

Removable Li-ion Battery - 36V, 4Ah \_\_\_\_\_ \$595

### Installation Options

Install Both Front and Rear Hardware \_\_\_\_\_ N/C  
 Install Front Hardware Only \_\_\_\_\_ N/C  
 Install Rear Hardware Only \_\_\_\_\_ N/C  
 Not Installed \_\_\_\_\_ N/C

### Setup Options

For Custom Settings complete the chart(s) below. Selection made indicates maximum performance level. Selection should be made according to client capabilities, use environment, etc. Setting can be changed in Klaxon app. If no selection is made Twist will be set to defaults presented below.

Default Settings \_\_\_\_\_ N/C  
 Custom Settings \_\_\_\_\_ N/C

Acceleration Rate											
Defines how quickly the Twist accelerates or decelerates in Variable Speed Mode. Lower values are ideal for indoor or tight spaces. Higher values offer faster acceleration, better suited for outdoor use.											
Applicable Modes: Front and Rear											
<b>Default: 2</b>											
0	1	2	3	4	5	6	7	8	9	10	
Maximum Speed											
Sets the top speed limit for the Twist in Variable Speed Mode. If front-mounted, a safe speed limit is set at 4 mph. Rear-mounted increases it to 6 mph.											
Applicable Modes: Front and Rear											
<b>Default: 6 mph</b>											
	1	2	3	4	5	6					
Manual Rim Braking - Force Required											
Adjusts the force required to manually brake using the wheelchair's rims. Lower values mean less force is needed to initiate braking, but may result in false detections over bumps or gaps. Higher values require more force to trigger braking.											
Applicable Modes: Front and Rear											
<b>Default: 5</b>											
0	1	2	3	4	5	6	7	8	9	10	
Turning Speed Reduction											
Adjusts how much the Twist reduces speed when steering.											
Applicable Modes: Front											
<b>Default: 0</b>											
0	1	2	3	4	5	6	7	8	9	10	
Adaptive Drive Control											
Adjusts how the Twist dynamically responds to user weight, input and terrain. Lower values improve control; higher provide more power.											
Applicable Modes: Front and Rear											
<b>Default: 1</b>											
	1	2	3	4	5	6	7	8	9	10	

Additional custom settings are available in KIO and on the Twist Order form, located at [www.kimobility.com](http://www.kimobility.com).

**References**

**A. Seat Width** See Diagram 1

Measured from outside of frame tube on one side to outside of frame tube on other side.

**B. Seat Depth** See Diagram 3

Measured from front of back posts to front edge of seat sling. Seat sling starts at beginning of bend at front of frame.

**C. Sling Position** See Diagram 2

In Performance Position (0°), sling is at front of frame to keep chair shorter and more maneuverable. The 1" or 2" seat sling position extends the frame in front of the sling by that amount. Adding more frame can improve stability and provide support to aid in transfers.

**D. Front Frame Bend** See Diagram 3

Angle between front seat tube and ground.

**E. Footrest Taper** See Diagram 1

Indicates bend of front frame creating footrest. Taper is measured from outside of seat frame to outside of front tube.

**F. Front Seat Height** See Diagram 1

Measured from floor to top of seat tube at front of seat sling.

**G. Footrest Width** See Diagram 1

Measured from inside of front tube to inside of front tube on other side. Footrest width is listed below for each seat width and taper.

Seat Width	Straight	1" Y Taper	2" Y Taper	3.5° V Taper	7° V Taper
Outside Measurement	2" Narrower than Seat Width	4" Narrower than Seat Width	6" Narrower than Seat Width	4" Narrower than Seat Width	6" Narrower than Seat Width
12"	9.5"	7.5"		7.5"	
13"	10.5"	8.5"		8.5"	
14"	11.5"	9.5"		9.5"	
15"	12.5"	10.5"		10.5"	
16"	13.5"	11.5"	9.5"	11.5"	9.5"
17"	14.5"	12.5"	10.5"	12.5"	10.5"
18"	15.5"	13.5"	11.5"	13.5"	11.5"
19"	16.5"	14.5"	12.5"	14.5"	12.5"
20"	17.5"	15.5"	13.5"	15.5"	13.5"

**H. Seat to Footrest Length** See Diagram 3

Measured from front edge of seat sling to top rear of footrest. Footrest length of at least 2.5" shorter than front seat height recommended.

**I. Rear Seat Height** See Diagram 3

Measured from floor to top of seat tube at front of back post. Rear seat height is custom to needs.

**J. Center of Gravity Preset** See Diagram 3

Measured from front of back post to center of rear axle. 0° indicates axle will be directly under back post.

**K. Rear Wheel Spacing** See Diagram 1

Measured from outside of seat back to inside of rear tire. Adjustable out .5" from setting.

**L. Caster Position** See Diagram 4

The Optimized Position keeps the casters tighter to the frame for enhanced maneuverability. Expanded Position pushes the casters out .75" past the Optimized Position for increased stability.

Diagram 1

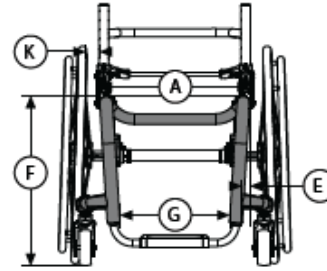


Diagram 2

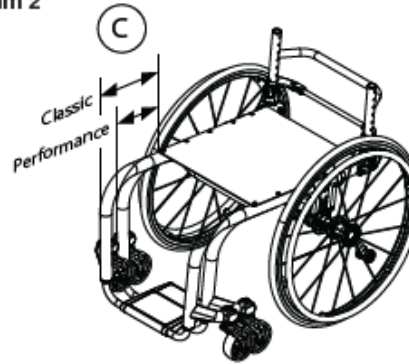


Diagram 3

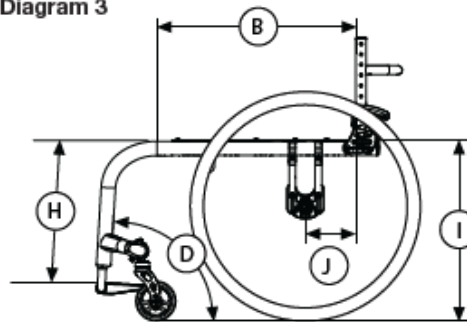
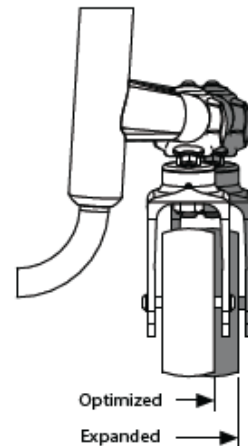


Diagram 4





Phone (800) 981-1540 | Fax (715) 254-0996  
 sales@kimobility.com | www.kimobility.com



## Axiom One - General Use Cushion with Incontinence Resistant Cover

Weight Capacity: 350 lbs

		Width							
		14"	15"	16"	17"	18"	19"	20"	22"
Retail		\$109		\$109	\$109	\$109		\$109	\$228
HCPC		E2601	E2601	E2601	E2601	E2601	E2601	E2601	E2602
Depth	14"	XO1414							
	15"								
	16"	XO1416		XO1616	XO1716	XO1816			
	17"				XO1717				
	18"			XO1618	XO1718	XO1818		XO2018	XO2218
	19"								
	20"					XO1820		XO2020	XO2220
	22"								

## Axiom G - General Use Cushion

Weight Capacity: 350 lbs

		Width							
		14"	15"	16"	17"	18"	19"	20"	22"
Retail		\$144	\$144	\$144	\$144	\$144	\$144	\$144	\$239
HCPC		E2601	E2601	E2601	E2601	E2601	E2601	E2601	E2602
Depth	14"	XG1414							
	15"	XG1415	XG1515	XG1615					
	16"	XG1416	XG1516	XG1616	XG1716	XG1816	XG1916	XG2016	
	17"	XG1417	XG1517	XG1617	XG1717	XG1817	XG1917	XG2017	
	18"	XG1418	XG1518	XG1618	XG1718	XG1818	XG1918	XG2018	XG2218
	19"		XG1519	XG1619	XG1719	XG1819	XG1919	XG2019	XG2219
	20"		XG1520	XG1620	XG1720	XG1820	XG1920	XG2020	XG2220
	22"			XG1622		XG1822	XG1922	XG2022	XG2222

HCPCS Codes provided are based on code verification by the PDAC or our interpretation of the code definitions.

Proper use of HCPCS Codes does not ensure coverage or payment. For coverage information, verify the appropriate payer's coverage policy.

DCN0236.14 Pricing and specifications subject to change without notice.



Phone (800) 981-1540 | Fax (715) 254-0996  
 sales@kimobility.com | www.kimobility.com



## Axiom G - General Use Cushion with Extra Outer Cover

Weight Capacity: 350 lbs

		Width							
		14"	15"	16"	17"	18"	19"	20"	22"
Retail		\$234	\$234	\$234	\$234	\$234	\$234	\$234	\$328
HCPC		E2601	E2601	E2601	E2601	E2601	E2601	E2601	E2602
Depth	14"	XG1414C2							
	15"	XG1415C2	XG1515C2	XG1615C2					
	16"	XG1416C2	XG1516C2	XG1616C2	XG1716C2	XG1816C2	XG1916C2	XG2016C2	
	17"	XG1417C2	XG1517C2	XG1617C2	XG1717C2	XG1817C2	XG1917C2	XG2017C2	
	18"	XG1418C2	XG1518C2	XG1618C2	XG1718C2	XG1818C2	XG1918C2	XG2018C2	XG2218C2
	19"		XG1519C2	XG1619C2	XG1719C2	XG1819C2	XG1919C2	XG2019C2	XG2219C2
	20"		XG1520C2	XG1620C2	XG1720C2	XG1820C2	XG1920C2	XG2020C2	XG2220C2
	22"			XG1622C2		XG1822C2	XG1922C2	XG2022C2	XG2222C2

## Axiom Air LTE - General Use Air Cushion

Weight Capacity: 300 lbs

		Width			
		16"		18"	
		Cushion w/ Standard Cover	Cushion w/ Extra Standard Cover	Cushion w/ Standard Cover	Cushion w/ Extra Standard Cover
Retail		\$163	\$249	\$163	\$249
HCPC		E2601	E2601	E2601	E2601
Depth	16"	XLTE1616	XLTE1616C2	XLTE1816	XLTE1816C2
	18"	XLTE1618	XLTE1618C2	XLTE1818	XLTE1818C2

## Axiom S - Skin Protection Cushion

Weight Capacity: 350 lbs

		Width							
		14"	15"	16"	17"	18"	19"	20"	22"
Retail		\$245	\$245	\$245	\$245	\$245	\$245	\$245	\$367
HCPC		E2603	E2603	E2603	E2603	E2603	E2603	E2603	E2604
Depth	14"	XS1414							
	15"	XS1415	XS1515	XS1615					
	16"	XS1416	XS1516	XS1616	XS1716	XS1816	XS1916	XS2016	
	17"	XS1417	XS1517	XS1617	XS1717	XS1817	XS1917	XS2017	
	18"	XS1418	XS1518	XS1618	XS1718	XS1818	XS1918	XS2018	XS2218
	19"		XS1519	XS1619	XS1719	XS1819	XS1919	XS2019	XS2219
	20"		XS1520	XS1620	XS1720	XS1820	XS1920	XS2020	XS2220
	22"			XS1622		XS1822	XS1922	XS2022	XS2222



Phone (800) 981-1540 | Fax (715) 254-0996  
 sales@kimobility.com | www.kimobility.com



## Axiom S - Skin Protection with Extra Outer Cover

Weight Capacity: 350 lbs

		Width							
		14"	15"	16"	17"	18"	19"	20"	22"
	Retail	\$347	\$347	\$347	\$347	\$347	\$347	\$347	\$468
	HCPC	E2603	E2603	E2603	E2603	E2603	E2603	E2603	E2604
Depth	14"	XS1414C2							
	15"	XS1415C2	XS1515C2	XS1615C2					
	16"	XS1416C2	XS1516C2	XS1616C2	XS1716C2	XS1816C2	XS1916C2	XS2016C2	
	17"	XS1417C2	XS1517C2	XS1617C2	XS1717C2	XS1817C2	XS1917C2	XS2017C2	
	18"	XS1418C2	XS1518C2	XS1618C2	XS1718C2	XS1818C2	XS1918C2	XS2018C2	XS2218C2
	19"		XS1519C2	XS1619C2	XS1719C2	XS1819C2	XS1919C2	XS2019C2	XS2219C2
	20"		XS1520C2	XS1620C2	XS1720C2	XS1820C2	XS1920C2	XS2020C2	XS2220C2
	22"			XS1622C2		XS1822C2	XS1922C2	XS2022C2	XS2222C2

## Axiom P - Positioning Cushion

Weight Capacity: 350 lbs

		Width							
		14"	15"	16"	17"	18"	19"	20"	22"
	Retail	\$424	\$424	\$424	\$424	\$424	\$424	\$424	\$550
	HCPC	E2605	E2605	E2605	E2605	E2605	E2605	E2605	E2606
Depth	14"	XP1414							
	15"	XP1415	XP1515	XP1615					
	16"	XP1416	XP1516	XP1616	XP1716	XP1816	XP1916	XP2016	
	17"	XP1417	XP1517	XP1617	XP1717	XP1817	XP1917	XP2017	
	18"	XP1418	XP1518	XP1618	XP1718	XP1818	XP1918	XP2018	XP2218
	19"		XP1519	XP1619	XP1719	XP1819	XP1919	XP2019	XP2219
	20"		XP1520	XP1620	XP1720	XP1820	XP1920	XP2020	XP2220
	22"			XP1622		XP1822	XP1922	XP2022	XP2222

## Axiom P - Positioning Cushion with Extra Outer Cover

Weight Capacity: 350 lbs

		Width							
		14"	15"	16"	17"	18"	19"	20"	22"
	Retail	\$539	\$539	\$539	\$539	\$539	\$539	\$539	\$664
	HCPC	E2605	E2605	E2605	E2605	E2605	E2605	E2605	E2606
Depth	14"	XP1414C2							
	15"	XP1415C2	XP1515C2	XP1615C2					
	16"	XP1416C2	XP1516C2	XP1616C2	XP1716C2	XP1816C2	XP1916C2	XP2016C2	
	17"	XP1417C2	XP1517C2	XP1617C2	XP1717C2	XP1817C2	XP1917C2	XP2017C2	
	18"	XP1418C2	XP1518C2	XP1618C2	XP1718C2	XP1818C2	XP1918C2	XP2018C2	XP2218C2
	19"		XP1519C2	XP1619C2	XP1719C2	XP1819C2	XP1919C2	XP2019C2	XP2219C2
	20"		XP1520C2	XP1620C2	XP1720C2	XP1820C2	XP1920C2	XP2020C2	XP2220C2
	22"			XP1622C2		XP1822C2	XP1922C2	XP2022C2	XP2222C2



Phone (800) 981-1540 | Fax (715) 254-0996  
 sales@kimobility.com | www.kimobility.com



## Axiom SP Visco - Skin Protection & Positioning Cushion

Weight Capacity: 350 lbs

		Width								
		14"	15"	16"	17"	18"	19"	20"	21"	22"
	Retail	\$513	\$513	\$513	\$513	\$513	\$513	\$513	\$628	\$628
	HCPC	E2607	E2607	E2607	E2607	E2607	E2607	E2607	E2608	E2608
Depth	14"	XSP1414V	XSP1514V	XSP1614V						
	15"	XSP1415V	XSP1515V	XSP1615V	XSP1715V	XSP1815V				
	16"	XSP1416V	XSP1516V	XSP1616V	XSP1716V	XSP1816V	XSP1916V	XSP2016V		XSP2216V
	17"	XSP1417V	XSP1517V	XSP1617V	XSP1717V	XSP1817V	XSP1917V	XSP2017V		XSP2217V
	18"	XSP1418V	XSP1518V	XSP1618V	XSP1718V	XSP1818V	XSP1918V	XSP2018V	XSP2118V	XSP2218V
	19"	XSP1419V	XSP1519V	XSP1619V	XSP1719V	XSP1819V	XSP1919V	XSP2019V	XSP2119V	XSP2219V
	20"	XSP1420V	XSP1520V	XSP1620V	XSP1720V	XSP1820V	XSP1920V	XSP2020V	XSP2120V	XSP2220V
	21"		XSP1521V	XSP1621V	XSP1721V	XSP1821V	XSP1921V	XSP2021V	XSP2121V	XSP2221V
	22"		XSP1522V	XSP1622V	XSP1722V	XSP1822V	XSP1922V	XSP2022V	XSP2122V	XSP2222V

## Axiom SP Visco - Skin Protection & Positioning Cushion with Extra Outer Cover

Weight Capacity: 350 lbs

		Width								
		14"	15"	16"	17"	18"	19"	20"	21"	22"
	Retail	\$640	\$640	\$640	\$640	\$640	\$640	\$640	\$754	\$754
	HCPC	E2607	E2607	E2607	E2607	E2607	E2607	E2607	E2608	E2608
Depth	14"	XSP1414VC2	XSP1514VC2	XSP1614VC2						
	15"	XSP1415VC2	XSP1515VC2	XSP1615VC2	XSP1715VC2	XSP1815VC2				
	16"	XSP1416VC2	XSP1516VC2	XSP1616VC2	XSP1716VC2	XSP1816VC2	XSP1916VC2	XSP2016VC2		XSP2216VC2
	17"	XSP1417VC2	XSP1517VC2	XSP1617VC2	XSP1717VC2	XSP1817VC2	XSP1917VC2	XSP2017VC2		XSP2217VC2
	18"	XSP1418VC2	XSP1518VC2	XSP1618VC2	XSP1718VC2	XSP1818VC2	XSP1918VC2	XSP2018VC2	XSP2118VC2	XSP2218VC2
	19"	XSP1419VC2	XSP1519VC2	XSP1619VC2	XSP1719VC2	XSP1819VC2	XSP1919VC2	XSP2019VC2	XSP2119VC2	XSP2219VC2
	20"	XSP1420VC2	XSP1520VC2	XSP1620VC2	XSP1720VC2	XSP1820VC2	XSP1920VC2	XSP2020VC2	XSP2120VC2	XSP2220VC2
	21"		XSP1521VC2	XSP1621VC2	XSP1721VC2	XSP1821VC2	XSP1921VC2	XSP2021VC2	XSP2121VC2	XSP2221VC2
	22"		XSP1522VC2	XSP1622VC2	XSP1722VC2	XSP1822VC2	XSP1922VC2	XSP2022VC2	XSP2122VC2	XSP2222VC2

## Axiom SP Fluid - Skin Protection & Positioning Cushion

Weight Capacity: 350 lbs

		Width								
		14"	15"	16"	17"	18"	19"	20"	21"	22"
	Retail	\$525	\$525	\$525	\$525	\$525	\$525	\$525	\$643	\$643
	HCPC	E2607	E2607	E2607	E2607	E2607	E2607	E2607	E2608	E2608
Depth	14"	XSP1414F	XSP1514F	XSP1614F						
	15"	XSP1415F	XSP1515F	XSP1615F	XSP1715F	XSP1815F				
	16"	XSP1416F	XSP1516F	XSP1616F	XSP1716F	XSP1816F	XSP1916F	XSP2016F		XSP2216F
	17"	XSP1417F	XSP1517F	XSP1617F	XSP1717F	XSP1817F	XSP1917F	XSP2017F		XSP2217F
	18"	XSP1418F	XSP1518F	XSP1618F	XSP1718F	XSP1818F	XSP1918F	XSP2018F	XSP2118F	XSP2218F
	19"	XSP1419F	XSP1519F	XSP1619F	XSP1719F	XSP1819F	XSP1919F	XSP2019F	XSP2119F	XSP2219F
	20"	XSP1420F	XSP1520F	XSP1620F	XSP1720F	XSP1820F	XSP1920F	XSP2020F	XSP2120F	XSP2220F
	21"		XSP1521F	XSP1621F	XSP1721F	XSP1821F	XSP1921F	XSP2021F	XSP2121F	XSP2221F
	22"		XSP1522F	XSP1622F	XSP1722F	XSP1822F	XSP1922F	XSP2022F	XSP2122F	XSP2222F



Phone (800) 981-1540 | Fax (715) 254-0996  
 sales@kimobility.com | www.kimobility.com



## Axiom SP Fluid - Skin Protection & Positioning Cushion with Extra Outer Cover

Weight Capacity: 350 lbs

		Width								
		14"	15"	16"	17"	18"	19"	20"	21"	22"
	Retail	\$651	\$651	\$651	\$651	\$651	\$651	\$651	\$768	\$768
	HCPC	E2607	E2607	E2607	E2607	E2607	E2607	E2607	E2608	E2608
Depth	14"	XSP1414FC2	XSP1514FC2	XSP1614FC2						
	15"	XSP1415FC2	XSP1515FC2	XSP1615FC2	XSP1715FC2	XSP1815FC2				
	16"	XSP1416FC2	XSP1516FC2	XSP1616FC2	XSP1716FC2	XSP1816FC2	XSP1916FC2	XSP2016FC2		XSP2216FC2
	17"	XSP1417FC2	XSP1517FC2	XSP1617FC2	XSP1717FC2	XSP1817FC2	XSP1917FC2	XSP2017FC2		XSP2217FC2
	18"	XSP1418FC2	XSP1518FC2	XSP1618FC2	XSP1718FC2	XSP1818FC2	XSP1918FC2	XSP2018FC2	XSP2118FC2	XSP2218FC2
	19"	XSP1419FC2	XSP1519FC2	XSP1619FC2	XSP1719FC2	XSP1819FC2	XSP1919FC2	XSP2019FC2	XSP2119FC2	XSP2219FC2
	20"	XSP1420FC2	XSP1520FC2	XSP1620FC2	XSP1720FC2	XSP1820FC2	XSP1920FC2	XSP2020FC2	XSP2120FC2	XSP2220FC2
	21"		XSP1521FC2	XSP1621FC2	XSP1721FC2	XSP1821FC2	XSP1921FC2	XSP2021FC2	XSP2121FC2	XSP2221FC2
	22"		XSP1522FC2	XSP1622FC2	XSP1722FC2	XSP1822FC2	XSP1922FC2	XSP2022FC2	XSP2122FC2	XSP2222FC2

## Axiom AS - Adjustable Skin Protection Cushion

Weight capacity: 350 lbs

		Width								
		14"	15"	16"	17"	18"	19"	20"	21"	22"
	Retail	\$654	\$654	\$654	\$654	\$654	\$654	\$654	\$758	\$758
	HCPC	E2622	E2622	E2622	E2622	E2622	E2622	E2622	E2623	E2623
Depth	14"	XAS1414	XAS1514	XAS1614						
	15"	XAS1415	XAS1515	XAS1615	XAS1715					
	16"	XAS1416	XAS1516	XAS1616	XAS1716	XAS1816	XAS1916	XAS2016		XAS2216
	17"	XAS1417	XAS1517	XAS1617	XAS1717	XAS1817	XAS1917	XAS2017		XAS2217
	18"	XAS1418	XAS1518	XAS1618	XAS1718	XAS1818	XAS1918	XAS2018	XAS2118	XAS2218
	19"	XAS1419	XAS1519	XAS1619	XAS1719	XAS1819	XAS1919	XAS2019	XAS2119	XAS2219
	20"	XAS1420	XAS1520	XAS1620	XAS1720	XAS1820	XAS1920	XAS2020	XAS2120	XAS2220
	21"		XAS1521	XAS1621	XAS1721	XAS1821	XAS1921	XAS2021	XAS2121	XAS2221
	22"		XAS1522	XAS1622	XAS1722	XAS1822	XAS1922	XAS2022	XAS2122	XAS2222

## Axiom AS - Adjustable Skin Protection Cushion with Extra Outer Cover

Weight capacity: 350 lbs

		Width								
		14"	15"	16"	17"	18"	19"	20"	21"	22"
	Retail	\$777	\$777	\$777	\$777	\$777	\$777	\$777	\$881	\$881
	HCPC	E2622	E2622	E2622	E2622	E2622	E2622	E2622	E2623	E2623
Depth	14"	XAS1414C2	XAS1514C2	XAS1614C2						
	15"	XAS1415C2	XAS1515C2	XAS1615C2	XAS1715C2					
	16"	XAS1416C2	XAS1516C2	XAS1616C2	XAS1716C2	XAS1816C2	XAS1916C2	XAS2016C2		XAS2216C2
	17"	XAS1417C2	XAS1517C2	XAS1617C2	XAS1717C2	XAS1817C2	XAS1917C2	XAS2017C2		XAS2217C2
	18"	XAS1418C2	XAS1518C2	XAS1618C2	XAS1718C2	XAS1818C2	XAS1918C2	XAS2018C2	XAS2118C2	XAS2218C2
	19"	XAS1419C2	XAS1519C2	XAS1619C2	XAS1719C2	XAS1819C2	XAS1919C2	XAS2019C2	XAS2119C2	XAS2219C2
	20"	XAS1420C2	XAS1520C2	XAS1620C2	XAS1720C2	XAS1820C2	XAS1920C2	XAS2020C2	XAS2120C2	XAS2220C2
	21"		XAS1521C2	XAS1621C2	XAS1721C2	XAS1821C2	XAS1921C2	XAS2021C2	XAS2121C2	XAS2221C2
	22"		XAS1522C2	XAS1622C2	XAS1722C2	XAS1822C2	XAS1922C2	XAS2022C2	XAS2122C2	XAS2222C2



Phone (800) 981-1540 | Fax (715) 254-0996  
 sales@kimobility.com | www.kimobility.com



## Axiom ASP - Adjustable Skin Protection & Positioning Cushion

Weight capacity: 350 lbs

		Width								
		14"	15"	16"	17"	18"	19"	20"	21"	22"
	Retail	\$674	\$674	\$674	\$674	\$674	\$674	\$674	\$779	\$779
	HCPC	E2624	E2624	E2624	E2624	E2624	E2624	E2624	E2625	E2625
Depth	14"	XASP1414	XASP1514	XASP1614						
	15"	XASP1415	XASP1515	XASP1615	XASP1715	XASP1815				
	16"	XASP1416	XASP1516	XASP1616	XASP1716	XASP1816	XASP1916	XASP2016		XASP2216
	17"	XASP1417	XASP1517	XASP1617	XASP1717	XASP1817	XASP1917	XASP2017		XASP2217
	18"	XASP1418	XASP1518	XASP1618	XASP1718	XASP1818	XASP1918	XASP2018	XASP2118	XASP2218
	19"	XASP1419	XASP1519	XASP1619	XASP1719	XASP1819	XASP1919	XASP2019	XASP2119	XASP2219
	20"	XASP1420	XASP1520	XASP1620	XASP1720	XASP1820	XASP1920	XASP2020	XASP2120	XASP2220
	21"		XASP1521	XASP1621	XASP1721	XASP1821	XASP1921	XASP2021	XASP2121	XASP2221
22"		XASP1522	XASP1622	XASP1722	XASP1822	XASP1922	XASP2022	XASP2122	XASP2222	

## Axiom ASP - Adjustable Skin Protection & Positioning Cushion with Extra Outer Cover

Weight capacity: 350 lbs

		Width								
		14"	15"	16"	17"	18"	19"	20"	21"	22"
	Retail	\$798	\$798	\$798	\$798	\$798	\$798	\$798	\$903	\$903
	HCPC	E2624	E2624	E2624	E2624	E2624	E2624	E2624	E2625	E2625
Depth	14"	XASP1414C2	XASP1514C2	XASP1614C2						
	15"	XASP1415C2	XASP1515C2	XASP1615C2	XASP1715C2	XASP1815C2				
	16"	XASP1416C2	XASP1516C2	XASP1616C2	XASP1716C2	XASP1816C2	XASP1916C2	XASP2016C2		XASP2216C2
	17"	XASP1417C2	XASP1517C2	XASP1617C2	XASP1717C2	XASP1817C2	XASP1917C2	XASP2017C2		XASP2217C2
	18"	XASP1418C2	XASP1518C2	XASP1618C2	XASP1718C2	XASP1818C2	XASP1918C2	XASP2018C2	XASP2118C2	XASP2218C2
	19"	XASP1419C2	XASP1519C2	XASP1619C2	XASP1719C2	XASP1819C2	XASP1919C2	XASP2019C2	XASP2119C2	XASP2219C2
	20"	XASP1420C2	XASP1520C2	XASP1620C2	XASP1720C2	XASP1820C2	XASP1920C2	XASP2020C2	XASP2120C2	XASP2220C2
	21"		XASP1521C2	XASP1621C2	XASP1721C2	XASP1821C2	XASP1921C2	XASP2021C2	XASP2121C2	XASP2221C2
22"		XASP1522C2	XASP1622C2	XASP1722C2	XASP1822C2	XASP1922C2	XASP2022C2	XASP2122C2	XASP2222C2	

### AS & ASP Modifications

Extended lead times will apply. Makes cushion non-refundable.

#### Rail Cut

XASNR

Bilateral Angled Seat Rail Relief Cut N/C

#### Notch for Back Posts

XASNB

2" x 2" Bilateral Rear Notch for Back Post Clearance N/C

### Seating Accessories

Axiom Solid Seat Insert \$73  
 Not available with Axiom One



Phone (800) 981-1540 | Fax (715) 254-0996  
 sales@kimobility.com | www.kimobility.com



## Star Standard Air Cushions

### Star Sentinel, Powered by Kalogon

Sentinel (K0108)

\$500

### Star Standard Air Cushion (2" Tall Cells)

Star Standard Air 13.5" - 21" (E2622)

\$507

Star Standard Air + Sentinel 13.5" - 21" (K0108)

\$1007

Star Standard Air 22.75" (E2623)

\$619

Star Standard Air + Sentinel 22.75" (K0108)

\$1119

		Fits Chair Width	12" to 14" (30 - 35 cm)	14" to 16" (35 - 40 cm)	16" to 17" (40 - 44 cm)	17" to 19" (44 - 49 cm)	19" to 21" (49 - 54 cm)	21" to 24" (54 - 61 cm)		
		Cushion Width Flap to Flap	13.5	15.5	17.25	19.25	21	22.75		
		Cells	7	8	9	10	11	12	Fits Chair Depth	
Cushion Depth Flap to Flap	13.5	7	ESSCS1313-1						12" to 14" (30 - 35 cm)	
	15.5	8	ESSCS1315-1	ESSCS1515-1	ESSCS1715-1	ESSCS1915-1	ESSCS2115-1		14" to 16" (35 - 40 cm)	
	17.5	9		ESSCS1517-1	ESSCS1717-1	ESSCS1917-1	ESSCS2117-1	ESSCS2317-1	16" to 17" (40 - 44 cm)	
	19.25	10		ESSCS1519-1	ESSCS1719-1	ESSCS1919-1	ESSCS2119-1		17" to 19" (44 - 49 cm)	
	21	11			ESSCS1721-1	ESSCS1921-1	ESSCS2121-1		19" to 21" (49 - 54 cm)	

### Star Standard Air Cushion (3" Tall Cells)

Star Standard Air 13.5" - 21" (E2622)

\$507

Star Standard Air + Sentinel 13.5" - 21" (K0108)

\$1007

		Fits Chair Width	12" to 14" (30 - 35 cm)	14" to 16" (35 - 40 cm)	16" to 17" (40 - 44 cm)	17" to 19" (44 - 49 cm)	19" to 21" (49 - 54 cm)		
		Cushion Width Flap to Flap	13.5	15.5	17.25	19.25	21		
		Cells	7	8	9	10	11	Fits Chair Depth	
Cushion Depth Flap to Flap	15.5	8	ESMC1315-1	ESMC1515-1	ESMC1715-1	ESMC1915-1		14" to 16" (35 - 40 cm)	
	17.5	9		ESMC1517-1	ESMC1717-1	ESMC1917-1	ESMC2117-1	16" to 17" (40 - 44 cm)	
	19.25	10		ESMC1519-1	ESMC1719-1	ESMC1919-1	ESMC2119-1	17" to 19" (44 - 49 cm)	
	21	11			ESMC1721-1	ESMC1921-1	ESMC2121-1	19" to 21" (49 - 54 cm)	

HCPCS Codes provided are based on code verification by the PDAC or our interpretation of the code definitions.

Proper use of HCPCS Codes does not ensure coverage or payment. For coverage information, verify the appropriate payer's coverage policy.

DCN0903.5 Pricing and specifications subject to change without notice.



Phone (800) 981-1540 | Fax (715) 254-0996  
 sales@kimobility.com | www.kimobility.com



### Star Standard Air Cushion (4" Tall Cells)

Star Standard Air 13.5" - 21" (E2622)	\$507	Star Standard Air + Sentinel 13.5" - 21" (K0108)	\$1007
Star Standard Air 22.75" (E2623)	\$619	Star Standard Air + Sentinel 22.75" (K0108)	\$1119

		Fits Chair Width	12" to 14" (30 - 35 cm)	14" to 16" (35 - 40 cm)	16" to 17" (40 - 44 cm)	17" to 19" (44 - 49 cm)	19" to 21" (49 - 54 cm)	21" to 24" (54 - 61 cm)		
		Cushion Width Flap to Flap	13.5	15.5	17.25	19.25	21	22.75		
		Cells	7	8	9	10	11	12	Fits Chair Depth	
Cushion Depth Flap to Flap	13.5	7	ESSC1313-1	ESSC1513-1	ESSC1713-1				12" to 14" (30 - 35 cm)	
	15.5	8	ESSC1315-1	ESSC1515-1	ESSC1715-1	ESSC1915-1	ESSC2115-1		14" to 16" (35 - 40 cm)	
	17.5	9		ESSC1517-1	ESSC1717-1	ESSC1917-1	ESSC2117-1	ESSC2317-1	16" to 17" (40 - 44 cm)	
	19.25	10		ESSC1519-1	ESSC1719-1	ESSC1919-1	ESSC2119-1	ESSC2319-1	17" to 19" (44 - 49 cm)	
	21	11			ESSC1721-1	ESSC1921-1	ESSC2121-1	ESSC2321-1	19" to 21" (49 - 54 cm)	

### Star Standard Air Cushions Dual Valve

#### Star Standard Air Cushion Dual Valve (4" Tall Cells)

Star Standard Air 13.5" - 21" (E2624)	\$507
Star Standard Air 22.75" (E2625)	\$619

		Fits Chair Width	12" to 14" (30 - 35 cm)	14" to 16" (35 - 40 cm)	16" to 17" (40 - 44 cm)	17" to 19" (44 - 49 cm)	19" to 21" (49 - 54 cm)		
		Cushion Width Flap to Flap	13.5	15.5	17.25	19.25	21		
		Cells	7	8	9	10	11	Fits Chair Depth	
Cushion Depth Flap to Flap	13.5	7	ESSC1313-2					12" to 14" (30 - 35 cm)	
	15.5	8	ESSC1315-2	ESSC1515-2	ESSC1715-2	ESSC1915-2		14" to 16" (35 - 40 cm)	
	17.5	9		ESSC1517-2	ESSC1717-2	ESSC1917-2	ESSC2117-2	16" to 17" (40 - 44 cm)	
	19.25	10			ESSC1719-2	ESSC1919-2		17" to 19" (44 - 49 cm)	
	21	11				ESSC1921-2	ESSC2121-2	19" to 21" (49 - 54 cm)	

### Star Stabil-Air Cushions

#### Star Sentinel, Powered by Kalogon

Sentinel (K0108)	\$500
------------------	-------

#### Star Stabil-Air Cushion (3" Tall Cells)

Star Stabil-Air 13.5" - 21" (E2622)	\$575	Star Stabil-Air + Sentinel 13.5" - 21" (K0108)	\$1075
Star Stabil-Air 22.75" (E2623)	\$706	Star Stabil-Air + Sentinel 22.75" (K0108)	\$1206

		Fits Chair Width	12" to 14" (30 - 35 cm)	14" to 16" (35 - 40 cm)	16" to 17" (40 - 44 cm)	17" to 19" (44 - 49 cm)	19" to 21" (49 - 54 cm)	21" to 24" (54 - 61 cm)		
		Cushion Width Flap to Flap	13.5	15.5	17.25	19.25	21	22.75		
		Cells	7	8	9	10	11	12	Fits Chair Depth	
Cushion Depth Flap to Flap	13.5	7	ESSA31313-1						12" to 14" (30 - 35 cm)	
	15.5	8	ESSA31315-1	ESSA31515-1	ESSA31715-1	ESSA31915-1			14" to 16" (35 - 40 cm)	
	17.5	9		ESSA31517-1	ESSA31717-1	ESSA31917-1	ESSA32117-1	ESSA32317-1	16" to 17" (40 - 44 cm)	
	19.25	10		ESSA31519-1	ESSA31719-1	ESSA31919-1	ESSA32119-1	ESSA32319-1	17" to 19" (44 - 49 cm)	
	21	11			ESSA31721-1	ESSA31921-1	ESSA32121-1		19" to 21" (49 - 54 cm)	



Phone (800) 981-1540 | Fax (715) 254-0996  
 sales@kimobility.com | www.kimobility.com



### Star Stabil-Air Cushion (4" Tall Cells)

Star Stabil-Air 13.5" - 21" (E2622)	\$575	Star Stabil-Air + Sentinel 13.5" - 21" (K0108)	\$1075
Star Stabil-Air 22.75" (E2623)	\$706	Star Stabil-Air + Sentinel 22.75" (K0108)	\$1206

		Fits Chair Width	12" to 14" (30 - 35 cm)	14" to 16" (35 - 40 cm)	16" to 17" (40- 44 cm)	17" to 19" (44 - 49 cm)	19" to 21" (49 - 54 cm)	21" to 24" (54 - 61 cm)		
		Cushion Width Flap to Flap	13.5	15.5	17.25	19.25	21	22.75		
		Cells	7	8	9	10	11	12	Fits Chair Depth	
Cushion Depth Flap to Flap	13.5	7	ESSA41313-1						12" to 14" (30 - 35 cm)	
	15.5	8	ESSA41315-1	ESSA41515-1	ESSA41715-1	ESSA41915-1			14" to 16" (35 - 40 cm)	
	17.5	9	ESSA41317-1	ESSA41517-1	ESSA41717-1	ESSA41917-1	ESSA42117-1	ESSA42317-1	16" to 17" (40- 44 cm)	
	19.25	10		ESSA41519-1	ESSA41719-1	ESSA41919-1	ESSA42119-1	ESSA42319-1	17" to 19" (44 - 49 cm)	
	21	11		ESSA41521-1	ESSA41721-1	ESSA41921-1	ESSA42121-1	ESSA42321-1	19" to 21" (49 - 54 cm)	

### Star StarLock Cushions

#### StarLock 3" Tall Cells

StarLock 13.5" - 21" (E2624)	\$613
------------------------------	-------

#### Star StarLock Cushion (3" Tall Cells)

		Fits Chair Width	12" to 14" (30 - 35 cm)	14" to 16" (35 - 40 cm)	16" to 17" (40- 44 cm)	17" to 19" (44 - 49 cm)	19" to 21" (49 - 54 cm)		
		Cushion Width Flap to Flap	13.5	15.5	17.25	19.25	21		
		Cells	7	8	9	10	11	Fits Chair Depth	
Cushion Depth Flap to Flap	13.5	7	ESSL31313-1					12" to 14" (30 - 35 cm)	
	15.5	8	ESSL31315-1	ESSL31515-1	ESSL31715-1	ESSL31915-1		14" to 16" (35 - 40 cm)	
	17.5	9		ESSL31517-1	ESSL31717-1	ESSL31917-1	ESSL32117-1	16" to 17" (40- 44 cm)	
	19.25	10		ESSL31519-1	ESSL31719-1	ESSL31919-1	ESSL32119-1	17" to 19" (44 - 49 cm)	
	21	11			ESSL31721-1	ESSL31921-1	ESSL32121-1	19" to 21" (49 - 54 cm)	

#### StarLock 4" Tall Cells

StarLock 13.5" - 21" (E2624)	\$613
------------------------------	-------

#### Star StarLock Cushion (4" Tall Cells)

		Fits Chair Width	12" to 14" (30 - 35 cm)	14" to 16" (35 - 40 cm)	16" to 17" (40- 44 cm)	17" to 19" (44 - 49 cm)	19" to 21" (49 - 54 cm)		
		Cushion Width Flap to Flap	13.5	15.5	17.25	19.25	21		
		Cells	7	8	9	10	11	Fits Chair Depth	
Cushion Depth Flap to Flap	13.5	7	ESSL41313-1					12" to 14" (30 - 35 cm)	
	15.5	8	ESSL41315-1	ESSL41515-1	ESSL41715-1	ESSL41915-1		14" to 16" (35 - 40 cm)	
	17.5	9	ESSL41317-1	ESSL41517-1	ESSL41717-1	ESSL41917-1	ESSL42117-1	16" to 17" (40- 44 cm)	
	19.25	10		ESSL41519-1	ESSL41719-1	ESSL41919-1	ESSL42119-1	17" to 19" (44 - 49 cm)	
	21	11			ESSL41721-1	ESSL41921-1	ESSL42121-1	19" to 21" (49 - 54 cm)	



Phone (800) 981-1540 | Fax (715) 254-0996  
 sales@kimobility.com | www.kimobility.com



### StarLock 5" Tall Cells

StarLock 14" - 20" (E2624)	\$629
StarLock 22" (E2625)	\$733

### Star StarLock Cushion (5" Tall Cells)

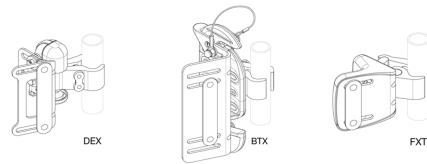
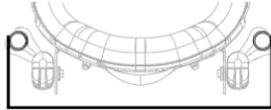
		Fits Chair Width	13" to 15" (33 - 38cm)	15" to 17" (38 - 43 cm)	17" to 19" (44 - 49 cm)	19" to 21" (49 - 54 cm)	21" to 23" (54 - 58 cm)	
		Cushion Width Flap to Flap	14	16	18	20	22	
		Cells	6	7	8	9	10	Fits Chair Depth
Cushion Depth Flap to Flap	14	6	ESSL51414-1					13" to 15" (33 - 38cm)
	16	7	ESSL51416-1	ESSL51616-1	ESSL51816-1	ESSL52016-1		15" to 17" (38 - 43 cm)
	18	8	ESSL51418-1	ESSL51618-1	ESSL51818-1	ESSL52018-1	ESSL52218-1	17" to 19" (44 - 49 cm)
	20	9		ESSL51620-1	ESSL51820-1	ESSL52020-1	ESSL52220-1	19" to 21" (49 - 54 cm)
	22	10		ESSL51622-1	ESSL51822-1	ESSL52022-1	ESSL52222-1	21" to 23" (54 - 58 cm)

### Extra Cover

Standard Cover up to 21" Wide	\$74	Incontinence Resistant Cover up to 21" Wide	\$86
Standard Cover 22" and Wider	\$97	Incontinence Resistant Cover 22" and Wider	\$111

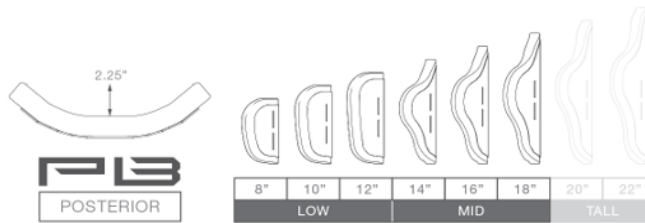
Axiom Back Width	Fits Back Frame Widths	
	Inner Slots	Outer Slots
12" (30.5cm)	11" (28.0cm)	12" -14" (30.5cm - 35.5cm)
14" (35.5cm)	12" -13" (30.5cm - 33.0cm)	14" -16" (35.5cm - 40.5cm)
16" (40.5cm)	14" -15" (35.5cm - 38.0cm)	16" -18" (40.5cm - 45.5cm)
18" (45.5cm)	16" - 17" (40.5cm - 43.0cm)	18" - 20" (45.5cm - 51.0cm)
20" (51.0cm)	18" -19" (45.5cm - 48.5cm)	20" -22" (51.0cm - 56.0cm)
22" (56.0cm)	20" -21" (51.0cm - 53.5cm)	22" -24" (56.0cm - 61.0cm)

Hardware Description	Code
Improved DEX Hardware, removable adjustable hardware (300 lb max user weight)	<b>DEX</b>
New BTX Hardware, removable adjustable hardware not recommended for, or installed on Ultralight Rigid Frame Wheelchairs (400 lb max user weight)	<b>BTX</b>
New Fixed Hardware, non-removeable hardware up to (300 lb max user weight)	<b>FXT</b>



## Axiom Posterior Back (PB)

*Includes Lumbar Pad. Hardware is included with back. Selection must be made below. Low Back selections are not available with headrests, or posture supports.*



		Wheelchair Frame Width						
		12"	14"	16"	18"	20"	22"	
Axiom Back Height	Retail		\$651	\$651	\$651	\$651	\$651	\$979
		HCPCS	E2613	E2613	E2613	E2613	E2613	E2614
	Low	8"	AXPB1208	AXPB1408	AXPB1608	AXPB1808	AXPB2008	
		10"		AXPB1410	AXPB1610	AXPB1810	AXPB2010	AXPB2210
		12"	AXPB1212	AXPB1412	AXPB1612	AXPB1812	AXPB2012	
	Mid	14"		AXPB1414	AXPB1614	AXPB1814	AXPB2014	AXPB2214
		16"	AXPB1216	AXPB1416	AXPB1616	AXPB1816	AXPB2016	
		18"		AXPB1418	AXPB1618	AXPB1818	AXPB2018	AXPB2218

### Back Hardware

*FXT Hardware is not available with Lateral Support Options*

DEX Hardware    BTX Hardware    FXT Hardware \_\_\_\_\_ N/C

HCPCS Codes provided are based on code verification by the PDAC or our interpretation of the code definitions.

Proper use of HCPCS Codes does not ensure coverage or payment. For coverage information, verify the appropriate payer's coverage policy.

DCN0473.15 Pricing and specifications subject to change without notice.

### Lateral Support for AXPB Backs



**Fixed Modular Mounting Hardware**

**Swing Away Mounting Hardware**

**Adjustable Link, Swing Away, Fixed Pad Mount Hardware**

**Adjustable Link, Swing Away, Swivel Pad Mount Hardware**

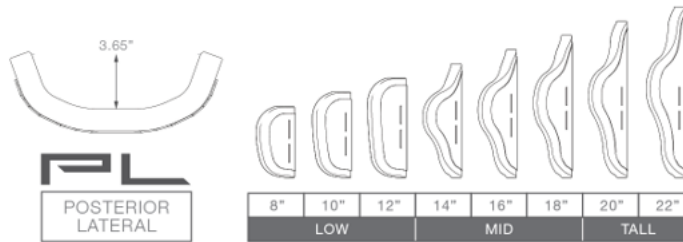
Pair	Description	Item Code	HCPCS	Retail
	3 x 4 Curved Lateral Pads with Fixed Mounting Hardware - Pair (E0956)	PBLF3x4PP	E0956	\$319
	4 x 5 Curved Lateral Pads with Fixed Mounting Hardware - Pair (E0956)	PBLF4X5PP	E0956	\$319
	3 x 4 Curved Lateral Pads with Swing Away Mounting Hardware - Pair (E0956,E1034)	PBLS3X4PP	E0956, E1034	\$679
	4 x 5 Curved Lateral Pads with Swing Away Mounting Hardware - Pair (E0956,E1034)	PBLS4X5PP	E0956, E1034	\$679
	3 x 4 Curved Lateral Pads with Adjustable Link, Swing Away, Fixed Pad Mount Hardware - Pair (E0956,E1034)	PBLALSF3X4PP	E0956, E1034	\$906
	4 x 5 Curved Lateral Pads with Adjustable Link, Swing Away, Fixed Pad Mount Hardware - Pair (E0956,E1034)	PBLALSF4X5PP	E0956, E1034	\$906
	3 x 4 Curved Lateral Pads with Adjustable Link, Swing Away, Swivel Pad Mount Hardware - Pair (E0956,E1034)	PBLALSS3X4PP	E0956, E1034	\$1006
	4 x 5 Curved Lateral Pads with Adjustable Link, Swing Away, Swivel Pad Mount Hardware - Pair (E0956,E1034)	PBLALSS4X5PP	E0956, E1034	\$1006

Pair	Description	Item Code	HCPCS	Retail
	Omnilink Hardware Cover 5" (Pair)	15534P	K0108	\$58

*Available only with Adjustable Link Hardware*

## Axiom Posterior Lateral Back (PL)

*Includes Lumbar Pad. Hardware is included with back. Selection must be made below. Low Back selections are not available with headrests, or posture supports.*



		Wheelchair Frame Width						
		12"	14"	16"	18"	20"	22"	
Retail		\$752	\$752	\$752	\$752	\$752	\$1043	
HCPCS		E2615	E2615	E2615	E2615	E2615	E2616	
Axiom Back Height	Low	8"	AXPL1208	AXPL1408	AXPL1608	AXPL1808	AXPL2008	
		10"		AXPL1410	AXPL1610	AXPL1810	AXPL2010	AXPL2210
		12"	AXPL1212	AXPL1412	AXPL1612	AXPL1812	AXPL2012	
	Mid	14"		AXPL1414	AXPL1614	AXPL1814	AXPL2014	AXPL2214
		16"	AXPL1216	AXPL1416	AXPL1616	AXPL1816	AXPL2016	
		18"		AXPL1418	AXPL1618	AXPL1818	AXPL2018	AXPL2218
	Tall	20"	AXPL1220	AXPL1420	AXPL1620	AXPL1820	AXPL2020	
		22"		AXPL1422	AXPL1622	AXPL1822	AXPL2022	AXPL2222

### Back Hardware

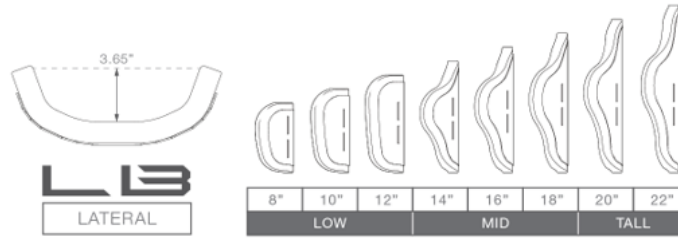
*FXT Hardware is not available with Lateral Support Options*

DEX Hardware    BTX Hardware    FXT Hardware

N/C

## Axiom Lateral Back (LB)

*Does not include Lumbar Pad. Hardware is included with back. Selection must be made below. Low Back selections are not available with headrests, or posture supports.*



		Wheelchair Frame Width						
		12"	14"	16"	18"	20"	22"	
Retail		\$908	\$908	\$908	\$908	\$908	\$1056	
HCPCS		E2620	E2620	E2620	E2620	E2620	E2621	
Axiom Back Height	Low	8"	AXLB1208	AXLB1408	AXLB1608	AXLB1808	AXLB2008	
		10"		AXLB1410	AXLB1610	AXLB1810	AXLB2010	AXLB2210
		12"	AXLB1212	AXLB1412	AXLB1612	AXLB1812	AXLB2012	
	Mid	14"		AXLB1414	AXLB1614	AXLB1814	AXLB2014	AXLB2214
		16"	AXLB1216	AXLB1416	AXLB1616	AXLB1816	AXLB2016	
		18"		AXLB1418	AXLB1618	AXLB1818	AXLB2018	AXLB2218
	Tall	20"	AXLB1220	AXLB1420	AXLB1620	AXLB1820	AXLB2020	
		22"		AXLB1422	AXLB1622	AXLB1822	AXLB2022	AXLB2222

### Back Hardware

*FXT Hardware is not available with Lateral Support Options*

DEX Hardware    BTX Hardware    FXT Hardware    \_\_\_\_\_    N/C

### Lateral Support for AXPL & AXLB Backs



Fixed Modular  
Mounting Hardware

Swing Away  
Mounting Hardware

Adjustable Link, Swing Away,  
Fixed Pad Mount Hardware

Adjustable Link, Swing Away,  
Swivel Pad Mount Hardware

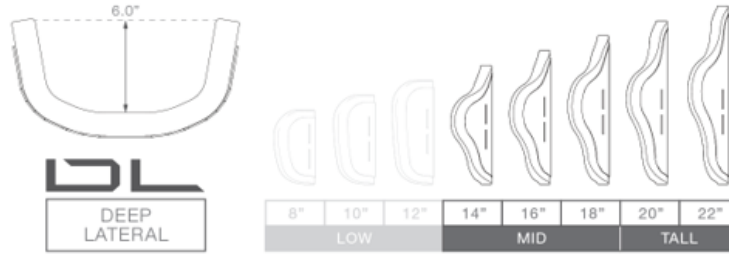
Pair	Description	Item Code	HCPCS	Retail
	3 x 4 Curved Lateral Pads with Fixed Mounting Hardware - Pair (E0956)	PLLF3x4PP	E0956	\$319
	4 x 5 Curved Lateral Pads with Fixed Mounting Hardware - Pair (E0956)	PLLF4x5PP	E0956	\$319
	3 x 4 Curved Lateral Pads with Swing Away Mounting Hardware - Pair (E0956,E1034)	PLLS3x4PP	E0956, E1034	\$679
	4 x 5 Curved Lateral Pads with Swing Away Mounting Hardware - Pair (E0956,E1034)	PLLS4x5PP	E0956, E1034	\$679
	3 x 4 Curved Lateral Pads with Adjustable Link, Swing Away, Fixed Pad Mounting Hardware - Pair (E0956,E1034)	PLLALSF3X4PP	E0956, E1034	\$906
	4 x 5 Curved Lateral Pads with Adjustable Link, Swing Away, Fixed Pad Mounting Hardware - Pair (E0956,E1034)	PLLALSF4X5PP	E0956, E1034	\$906
	3 x 4 Curved Lateral Pads with Adjustable Link, Swing Away, Swivel Pad Mounting Hardware - Pair (E0956,E1034)	PLLALSS3X4PP	E0956, E1034	\$1006
	4 x 5 Curved Lateral Pads with Adjustable Link, Swing Away, Swivel Pad Mounting Hardware - Pair (E0956,E1034)	PLLALSS4X5PP	E0956, E1034	\$1006

Pair	Description	Item Code	HCPCS	Retail
	Omnilink Hardware Cover 5" (Pair)	15534P	K0108	\$58

*Available only with Adjustable Link Hardware*

## Axiom Deep Lateral Back (DL)

*Does not include Lumbar Pad. Hardware is included with back. Selection must be made below.*



		Wheelchair Frame Width						
		12"	14"	16"	18"	20"	22"	
Axiom Back Height	Retail		\$908	\$908	\$908	\$908	\$908	\$1056
		HCPCS	E2620	E2620	E2620	E2620	E2620	E2621
	Mid	14"	AXDL1214	AXDL1414	AXDL1614	AXDL1814	AXDL2014	AXDL2214
		16"		AXDL1416	AXDL1616	AXDL1816	AXDL2016	
		18"	AXDL1218	AXDL1418	AXDL1618	AXDL1818	AXDL2018	AXDL2218
	Tall	20"	AXDL1220	AXDL1420	AXDL1620	AXDL1820	AXDL2020	
		22"		AXDL1422	AXDL1622	AXDL1822	AXDL2022	AXDL2222

### Back Hardware

DEX Hardware    BTX Hardware    FXT Hardware    \_\_\_\_\_    N/C

### Headrests

*Selection of a Headrest Pad requires a selection from Headrest Mounting Hardware section below*



Contour Positioning



Tri-Pad Adjustable



Comfort Soft



TriSoft



Comfort Soft Adjustable

Headrest Pads			
Description	Item Code	HCPCS	Retail
Contour Positioning Headrest Pad, Small, 8W x 6.25H (E0955)	116919	E0955	\$190
Contour Positioning Headrest Pad, Medium, 9W x 6.5H (E0955)	116921	E0955	\$190
Contour Positioning Headrest Pad, Large, 10W x 7.5H (E0955)	116923	E0955	\$190
Tri-Pad Adjustable Headrest, Small (E0955)	116925	E0955	\$460
Tri-Pad Adjustable Headrest, Medium (E0955)	116927	E0955	\$460
Tri-Pad Adjustable Headrest, Large (E0955)	116929	E0955	\$460
Comfort Soft Headrest, 8" (E0955)	116931	E0955	\$204
Comfort Soft Headrest, 10" (E0955)	116933	E0955	\$204
Comfort Soft Headrest, 14" (E0955)	116935	E0955	\$204
Comfort Soft Headrest, 19" (E0955)	116937	E0955	\$235
TriSoft Headrest, 10" (E0955)	116939	E0955	\$204
TriSoft Headrest, 14" (E0955)	116941	E0955	\$204
Comfort Soft Adjustable Headrest, 10" (E0955)	116943	E0955	\$383
Comfort Soft Adjustable Headrest, 14" (E0955)	116945	E0955	\$383
Comfort Soft Adjustable Headrest, 19" (E0955)	116947	E0955	\$477

*See Axiom Hardware Sizing Guide for full item sizing*

## Headrest Hardware

Selection of Headrest Hardware requires a selection from Headrest Pad section above



**Std. Straight  
Removable Adjustable**



**Multi-Axis  
Removable Adjustable**



**Omnilink  
Multi-Axis Adjustable**



**Posalinc  
Removable Adjustable**



**Posalinc  
Flip-Back Adjustable**

Headrest Hardware			
Description	Item Code	HCPCS	Retail
Standard Straight Removable Adjustable Hardware (E1033)	120038	E1033	\$198
Multi-Axis Removable Adjustable Hardware (E1033)	120039	E1033	\$295
Omnilink Multi-Axis Adjustable Hardware (E1033)	125494	E1033	\$417
POSAlinc Removable Adjustable Hardware (E1033)	120040	E1033	\$359
POSAlinc Removable Adjustable Hardware, Tall (E1033)	123528	E1033	\$396
POSAlinc Flip-Back Adjustable Hardware (E1033)	123530	E1033	\$430
POSAlinc Flip-Back Adjustable Hardware, Tall (E1033)	123531	E1033	\$474

Universal Headrest Mounting Plate (K0108)  
Not required with Axiom Headrests

\$54

## Anterior Trunk Supports

Not available with Low Backs



**2-Piece  
Hook & Loop**



**1-Piece  
with Buckle**



**Dynaform Standard,  
Dynamic**



**Dynaform Slim Cut,  
Dynamic**



**Airlogic Standard,  
Structure**



**Airlogic Slim Cut,  
Dynamic**

Anterior Trunk Supports			
Description	Item Code	HCPCS	Retail
Dynaform Chest Support: 2-Piece with Hook&Loop, 3" High Pad, Small	14941	E0960	\$146
Dynaform Chest Support: 2-Piece with Hook&Loop, 4" High Pad, Medium	14942	E0960	\$146
Dynaform Chest Support: 2-Piece with Hook&Loop, 5" High Pad, Large	14943	E0960	\$146
Dynaform Chest Support: 1-Piece with Buckle, 3" Height x 18" Width, Small	14924	E0960	\$146
Dynaform Chest Support: 1-Piece with Buckle, 4" Height x 20" Width, Medium	14927	E0960	\$146
Dynaform Chest Support: 1-Piece with Buckle, 4" Height x 22" Width, Large	14928	E0960	\$146
Dynaform Anterior Trunk Support: Standard, Dynamic, X-Small	14851	E0960	\$179
Dynaform Anterior Trunk Support: Standard, Dynamic, Small	14852	E0960	\$179
Dynaform Anterior Trunk Support: Standard, Dynamic, Medium	14853	E0960	\$179
Dynaform Anterior Trunk Support: Standard, Dynamic, Large	14854	E0960	\$179
Dynaform Anterior Trunk Support: Slim Cut, Dynamic, X-Small	14856	E0960	\$179
Dynaform Anterior Trunk Support: Slim Cut, Dynamic, Small	14857	E0960	\$179
Dynaform Anterior Trunk Support: Slim Cut, Dynamic, Medium	14858	E0960	\$179
Dynaform Anterior Trunk Support: Slim Cut, Dynamic, Large	14859	E0960	\$179



Phone (800) 981-1540 | Fax (715) 254-0996  
 sales@kimobility.com | www.kimobility.com



Anterior Trunk Supports Continued			
Description	Item Code	HCPCS	Retail
AirLogic Anterior Trunk Support: Standard, Structure, Small	14282	E0960	\$203
AirLogic Anterior Trunk Support: Standard, Structure, Medium	14283	E0960	\$203
AirLogic Anterior Trunk Support: Standard, Structure, Large	14284	E0960	\$203
AirLogic Anterior Trunk Support: Standard, Structure, X-Large	14285	E0960	\$203
AirLogic Anterior Trunk Support: Slim Cut, Dynamic, Small	14257	E0960	\$203
AirLogic Anterior Trunk Support: Slim Cut, Dynamic, Medium	14258	E0960	\$203
AirLogic Anterior Trunk Support: Slim Cut, Dynamic, Large	14259	E0960	\$203
AirLogic Anterior Trunk Support: Slim Cut, Dynamic, X-Large	14260	E0960	\$203

### Accessories

Adjustable Shoulder Guides (K0108) <i>Not available with Low Backs</i>	\$101
Lumbar Pad (K0108) <i>Available only with Axiom Lateral Back and Axiom Deep Lateral Back</i>	\$54
Privacy Flap (K0108)	\$54

## Axiom Back Modifications

*Extended lead times may apply. Makes back non-refundable. If no selection is made, standard Shadow Black will be used with no additional lead time.*

### Gloss Finish Back Shell

*Touch-up paint is available for purchase through the parts manual*

Black	N/C
Ruby Red	N/C
Radiant Orange	N/C
Yellow	N/C
Electric Green	N/C
Rich Teal	N/C
Glacier Blue	N/C
Blue Steel	N/C
Deep Sapphire Blue	N/C
Purple Plum	N/C
Opalescent Violet	N/C
Dark Pink	N/C
Light Pink	N/C
Champagne	N/C

### Matte Finish Back Shell

*Touch-up paint is available for purchase through the parts manual*

Iridescent Navy	N/C
Bright Red	N/C
Tactical Green	N/C
Dry Earth Tan	N/C
Platinum	N/C
White	N/C