

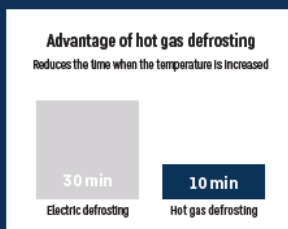
SFPvh 6501

21 cu. Ft. Perfection High-performance Laboratory Freezer with solid door



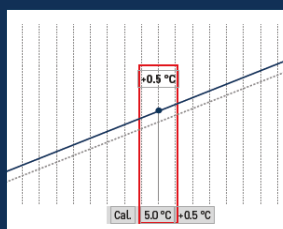
SmartLock

To prevent products from accidentally entering circulation after an interruption in the cold chain, SmartLock automatically locks the door if there is an alarm. Only authorized persons can unlock it again.



Energy-efficient hot gas defrosting

Timed and on-demand hot gas defrosting allows for very short defrosting times. To further improve temperature stability during defrosting, the internal temperature is slightly lowered shortly beforehand to create a reserve of cold air.



Calibration function

Due to operational requirements and application-specific conditions, it is possible to set temperature deviation of the interior from the set temperature to a storage temperature determined with calibrated thermometers. These deviations can be adjusted by the calibration function. For the secure knowledge of cooling at precise temperatures.



Integrated WiFi/LAN interface


The integrated WiFi/LAN interface enables you to easily connect your appliances with existing local systems.

LIEBHERR

SFPvh 6501

21 cu. Ft. Perfection High-performance
Laboratory Freezer with solid door

Laboratory Freezer



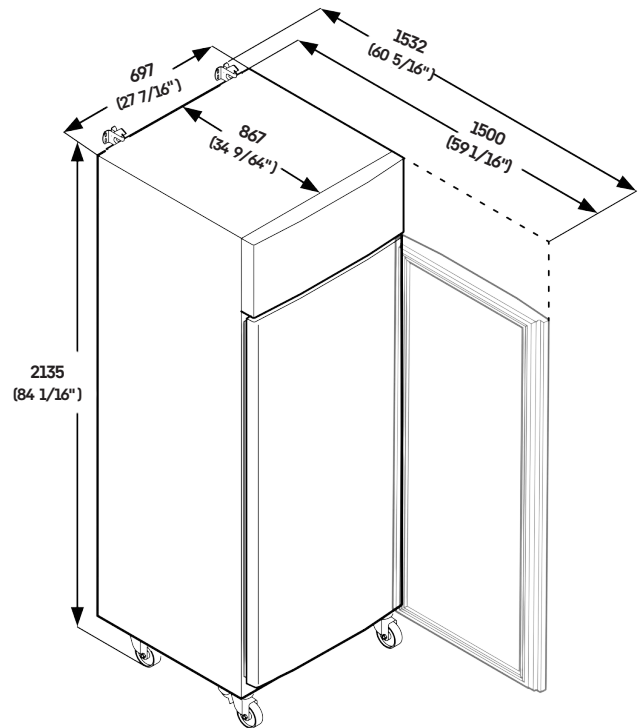
home.liebherr.com

SFPvh 6501

Total gross/net capacity	614 / 480 l (21.3 / 20.3 cu. ft.)
Exterior dimensions in mm (w/d/h) in inches (w/d/h)	697 / 867 / 2135 29 3/16" / 35 7/16" / 88 5/8"
Interior dimensions in mm (w/d/h) in inches (w/d/h)	489 / 638 / 1493 19 5/16" / 25 1/8" / 58 13/16"
Energy Consumption*	2.84 kWh/day
EnergyStar rated	Yes
Ambient temperature	+ 10°C to +35°C (+50°F to +95°F)
Refrigerant	R 290
Sound rating**	60 dB(A)
Connection rating	4.0 A
Frequency/voltage	50 Hz/115V~
Cooling system/Defrost	Forced-air / automatic
Temperature range in Freezer	-9°C to -35°C
External cabinet finish	Steel / white
Door/lid material	Steel / white
Internal liner material	Chrome - nickel steel
Type of control	2.4" touch & swipe color display
Temperature display	External digital
Connectivity Solution /Interface	Integrated, removable/WIFI-LAN
Data logger	USB interface
Alarm	Visual and audio
Alarm forwarding	Yes
Interior Light	LED light column, left
Adjustable shelves	4
Shelf material	Wire shelves plastic-coated
Shelf load weight	60 kg (132 lbs)
Usable Shelf Area (w/d)	480 / 638 mm (18 7/8" / 25")
Handle	Vertical recessed handle
Lock	Electronic
Self-closing door	Yes
Door Hinges	Right, reversible
Gross/net weight	150 / 132 kg (350 / 291 lb)



Unit Dimensions



Accessories

U-shaped trayslide, (left / right)	7745092 / 7745094
Gray wire shelf	7112614
Foot pedal opener	7746616
Castors Ø 100 mm (4 in)	9597828
Adjustable feet, 115 – 175 mm (4.5 - 6.9 in)	9080131
Side-by-Side set in white	9597677

* Measured unloaded at 26.6°C (80°F) ambient temperature with set point of 3.3°C (38°F).

** Noise level – sound power re 1pW – according to IEC 60704-2-14.

V.0 (May, 2025)

LIEBHERR