

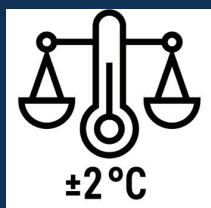
# SRPvh 1402

50 cu. Ft. Perfection High-performance Laboratory Refrigerator with solid door



## Integrated WiFi/LAN interface

The integrated WiFi/LAN interface enables you to easily connect your appliances with existing local systems.



## ±2 °C temperature stability

Temperature fluctuations must be minimal to ensure that the quality of sensitive substances is preserved. Liebherr appliances have an impressive maximum deviation of just ±2 °C from the set temperature. This not only maintains the storage climate, but also the value of your stored goods.



## Vertical LED lighting

Vertical LED lighting provides optimal illumination of the interior over the entire height of the appliance. This not only saves you time looking for things, but, above all, cuts energy costs.



## SmartLock


To prevent products from accidentally entering circulation after an interruption in the cold chain, SmartLock automatically locks the door if there is an alarm. Only authorized persons can unlock it again.

# LIEBHERR

# SRPvh 1402

50 cu. Ft. Perfection High-performance  
Laboratory Refrigerator with solid door

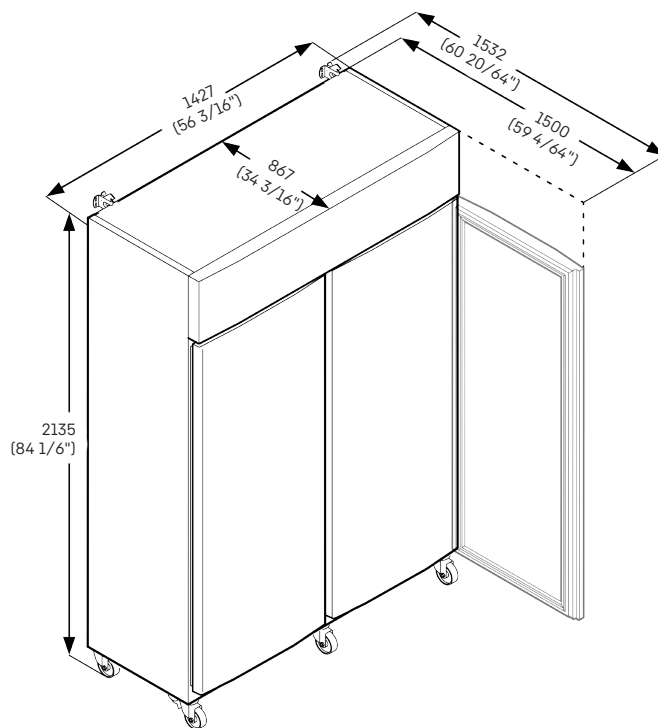
## Laboratory Refrigerator



home.liebherr.com



## Unit Dimensions



## Accessories

U-shaped trayslide, (left / right)	7745088 / 7745090
Gray wire shelf	7112608
Castors Ø 100 mm (4 in)	9597965
Adjustable feet, 115 – 175 mm (4.5 - 6.9 in)	9080132
Foot pedal opener	9597649
Side-by-Side set in white	9597677

\* Measured unloaded at 26.6°C (80°F) ambient temperature with set point of 3.3°C (38°F).

\*\* Noise level – sound power re 1pW – according to IEC 60704-2-14.

V.0 (May, 2025)

# LIEBHERR